

Durable Medical Equipment



HOME
medical
SUPPLY

Your one-stop home medical supply store



Home Medical Supply NC. is proud to be the industry's one-stop-shop for DME and Disposable Medical Products. Our business partners enjoy access to our ever-expanding product lines with a convenient, streamlined order and shipping experience.

Our DME products serve a wide array of Long-Term Care and Homecare needs, including:

- Bathroom Safety
- Homecare Beds
- Long Term Care Beds
- Mattresses
- Mobility
- Life Improvement
- Respiratory
- Patient Rooms
- Patients Lifts and Slings
- Rollators
- Wheelchairs
- Cushions



HOME
medical
SUPPLY



TABLE OF CONTENTS

BATHROOM SAFETY

Folding Bedside Commodes	6
Elongated Folding Bedside Commodes	6
Drop-Arm Folding Commode	7
Bariatric Folding Bedside Commode	7
Bariatric Drop-Arm Bedside Commode	7
Raised Toilet Seat with Arms	8
Locking Raised Toilet Seat	8
Raised Toilet Seats	8
Elongated Raised Toilet Seat with Arms	9
Elongated Raised Toilet Seat without Arms	9
Freestanding Toilet Rail	10
Toilet Safety Rail	10
Toilet Safety Rail, Adjustable Height	10
Deluxe Shower Chair with Back	11
Bariatric Shower Chair with Back	11
Shower Chair with Removable Back and Arms	11
Shower Chair without Back	12
Shower Stool	12
Bariatric Shower Chair without Back	12
Tub Transfer Bench	13
Bariatric Tub Transfer Bench	13
Padded Tub Transfer Bench	13
Tub Transfer Benches	13
Steel Clamp-On Tub Rail	14
Plastic Tub Rail	14
Adjustable Tub Rail	14
Chrome Knurled Grab Bars	15
Powder Coated Grab Bars	15
Knurled Rotating Flange Grab Bars	16

WHEELCHAIRS

DynaRide™ Series 1 Wheelchairs	19
DynaRide™ Series 2 Wheelchairs	20
DynaRide™ Series 3 Lite Wheelchairs	21
DynaRide™ Series 4 X-Lite Wheelchairs	22
DynaRide™ Heavy-duty Wheelchairs	23
DynaRide™ Heavy-duty Plus Wheelchairs	24
DynaRide™ Reclining Wheelchairs	25
DynaRide™ Transport Wheelchairs	26
DynaRide™ Bariatric Transport Plus Wheelchair	27
DynaRide™ Convertible Wheelchair	28
Footrest	30
Elevated Leg Rest	30
Heavy Duty Plus Elevating Leg Rest	30
Wheelchair Anti-Tippers	30
Wheelchair Front Anti-Tippers	30
Wheelchair Brake Extension	31
Wheelchair Seatbelt	31
Urinary Drainage Bag Holder	31
Wheelchair Mount IV Poles	31
Wheelchair Mount Oxygen Tank Holder	31
Ever-Soft™ Air Cushions	32
Ever-Soft™ Gel Foam Cushions	33
Ever-Soft™ Foam Cushions	33
Ever-Soft™ Wedge Gel Foam Cushions	34
Ever-Soft™ Wedge Foam Cushions	34
Ever-Soft™ Coccyx Gel Foam Cushions	35
Ever-Soft™ Coccyx Foam Cushions	35
Ever-Soft™ Pommel Gel Foam Cushions	36
Ever-Soft™ Pommel Wedge Gel Foam Cushions	37
Ever-Soft™ Anti Thrust Wedge Gel Foam Cushions	38

ROLLATORS

DynaGo™ Advantage Rollator	40
DynaGo™ Quad 6 Rollator	40
DynaGo™ Quad 8 Rollator	41
DynaGo™ HD Bariatric Rollator	41

DynaGo™ Flex Rollator	41
DynaGo™ Duo	42
DynaGo™ Zoom, Aluminum Rollator	42

MOBILITY

Aluminum Crutches	44
Universal Crutches	44
Forearm Crutches	44
Round Handle Canes	45
T-Handle Folding Canes	45
Round Crook Handle Canes with Tab Lock Silencer	45
Offset Canes	46
Stand Up Cane	46
Quad Canes with Small Base	47
Quad Canes with Large Base	47
Two-Button Folding Walkers	48
Two Button Folding Walkers with 5" Wheels	48
Travel Walker	48
Heavy-duty Bariatric Walkers	49
Side Style One Arm Walker	49
Knee Walkers	50

HOME CARE BEDS

Semi-Electric Homecare Bed	52
Motor Full Electric Homecare Bed	53
Motor Hi/Low Homecare Bed with Universal Bed Ends	54
Bariatric Full Electric Homecare Bed	55
Creating Reorder Numbers for your Bed Combinations	56
Half Length Bed Rail – Clamp Mount	57
Half Length Bed Rail – Cross Bar Mount	57
Adjustable Full Length Bed Rail	57
Bariatric Homecare Bed Rail	58
Transport Bar	58

LONG-TERM CARE BEDS

Long-Term Care Bed D100	60
Long-Term Care Bed D200	61
Long-Term Care Bed D300	62
Long-Term Care Bed D400	64
Long-Term Care Bed D500	65
Long-Term Care Bed DB200	66
Long-Term Care Bed DB300	67
Creating Reorder Numbers for your Bed Combinations	68
Metal Swing Rail	69
Composite Swing Rail	69
Q Assist Bar	69
Pivot Assist Bar	69
Battery Backup	69
Headboards	70
Footboards	70
Footboards with Staff Control	70
Composite Headboard and Footboard	70

MATTRESSES

DynaRest™ Multi-Zone Foam Mattress	72
DynaRest™ Deluxe Tri-Layer Foam Mattress	72
DynaRest™ Premium Visco-Gel Infused	73
DynaRest™ Elite 4000 Foam Mattresses	73
DynaRest™ Plus Bariatric Foam Mattresses	74
DynaRest™ @ Home Foam Mattresses	74
DynaRest™ @ Home Innerspring Mattresses	74
DynaRest™ Airfloat 100 Air Mattresses	75
DynaRest™ Airfloat 300 Air Mattress	75
DynaRest™ Airfloat 500 Air Mattress	76
DynaRest™ Airfloat Deluxe Air Mattresses	76
DynaRest™ Airfloat Plus Air Mattresses	77
DynaRest™ Alternating Pressure Pump & Pad System	78
DynaRest™ Gel Foam Mattress Overlay	78
DynaRest™ Mattress Cover with Perimeter Built-In	78

PATIENT ROOMS

Geriatric Chair Recliners	80
Infinite Position Geriatric Chair Recliners	80
Hip Chair with Adjustable Foot Rest	81
Electric Patient Lifts	82
Full Body Slings – Mesh	83
Full Body Slings – Solid Fabric	83
Full Body Slings with Commode Opening – Mesh	83
Divided Leg Slings	84
U-Slings	84
Lift Scale	84
Sit-to-Stand Electric Patient Lift	85
Sit-to-Stand Slings	86
Stand Up Slings	86
Transfer Slings	86
Hydraulic Patient Lift	87
Standard Seat/Back Slings	88
Standard Seat/Back Slings with Commode Opening	88
Standard Seat/Back Slings – Canvas, Bariatric	88
Replacement Chains for Patient Slings	89
Replacement Straps for Patient Slings	89
Homecare Trapeze Bars	90
Long-Term Care Trapeze Bars	90
Bariatric Trapeze Bar with Stand	90
Economy Overbed Tables	91
Offset Overbed Tables	91
Deluxe Overbed Tables	91
Plastic-Top Overbed Tables	91
IV Pole	92
Deluxe IV Pole	92
Protech® String Fall Monitor	93
Protech® Flex Monitor	93
Protech® Mobile Monitor	93
Protech® Voice Monitor	94
Protech® Ultra Monitor	94
Universal Bed Sensor Pads	94
Protech® Floor Mat Sensor Pad	94
Velcro® Seatbelt – Easy On & Off	95
Universal Buckle Style Seatbelt	95
Universal Velcro Style Seatbelt	95
Bedside Bi-Fold Foam Floor Mat	96
Positioning Wedge	96
FLATMat® Bedside Fall Mat Alarm Free	97
Foldable Mat	97
Pulse Oximeters	98

LIFE IMPROVEMENT

Home Bed Assist Handle	100
Home Bed Adjustable Assist Rail	100
Foot Stool	101
Bariatric Foot Stool	101
Foot Stool with Handle	101
Bariatric Foot Stool with Handle	101
Pedal Exerciser, Non-Folding	102
Pedal Exerciser, Folding	102
Pedal Exerciser, Digital	102

RESPIRATORY

Oxygen Concentrator	105
Oxygen Regulators	106
Cylinder Wrench	106
Oxygen Tank Carts	106
Elite Compressor Nebulizers	107
Portable Compressor Nebulizers	107
Compressor Nebulizer Plus	107
Pediatric Nebulizers	108
Suction Units	109



BATHROOM SAFETY

5029 Falls of Neuse Rd. Ste 222, Raleigh NC 27609 | (919) 522-5221 | www.homemedicalsupply.com

COMMODOES



Folding Bedside Commodes

Reorder No.	Description	Qty./Bx	Bx/Cs
10370	Folding Bedside Commode	4	
10372	Folding Bedside Commode	1	
10372-4	Folding Bedside Commode	1	4

- Versatile, three-in-one commode opens easily and folds flat
- Steel frame can be configured as a commode, raised toilet seat, or toilet safety frame over existing toilets
- Tool-free setup and height adjustment
- Includes durable plastic snap-on seat with lid, drop-in bucket with handle, splash guard, plastic armrests for added comfort and a removable back
- 10372 comes in retail-friendly packaging
- Weight capacity 350 lb.
- Limited Lifetime Warranty

HCPCS E0163



Elongated Folding Bedside Commodes

Reorder No.	Description	Qty./Bx	Bx/Cs
10371	Elongated Folding Bedside Commode	4	
10373	Elongated Folding Bedside Commode	1	
10373-4	Elongated Folding Bedside Commode	1	4

- Versatile, three-in-one commode opens easily and folds flat
- Steel frame can be configured as a commode, raised toilet seat, or toilet safety frame over existing toilets
- Tool-free setup and height adjustment
- Includes durable plastic snap-on seat with lid, drop-in bucket with handle, splash guard, plastic armrests for added comfort and a removable back
- 10373 comes in retail-friendly packaging
- Weight capacity 350 lb.
- Limited Lifetime Warranty

HCPCS E0163

COMMODOES



Drop-Arm Folding Commode

Reorder No.	Description	Qty./Bx
10376	Drop-Arm Folding Commode	1

- Versatile, three-in-one commode opens easily and folds flat
- Steel frame can be configured as a commode, raised toilet seat, or toilet safety frame over existing toilets
- Easy-release drop-arm mechanism allows for lateral patient transfers to and from commode
- Tool-free setup and height adjustment
- Includes commode bucket with handle, cover, and splash shield
- Comes in retail-friendly packaging
- Weight Capacity 300 lb.
- Limited Lifetime Warranty

HCPCS E0165



Bariatric Folding Bedside Commode

Reorder No.	Description	Qty./Bx
10374	Bariatric Folding Bedside Commode	1

- Versatile, three-in-one commode opens easily and folds flat
- Steel frame can be configured as a commode, raised toilet seat, or toilet safety frame over existing toilets
- Includes durable plastic snap-on seat with lid, drop-in bucket with handle, splash guard, plastic armrests for added comfort and a removable back
- Tool-free setup and height adjustment
- Comes in retail-friendly packaging
- Weight capacity 650 lb.
- Limited Lifetime Warranty

HCPCS E0168



Bariatric

Bariatric Drop-Arm Bedside Commode

Reorder No.	Description	Qty./Bx
10375	Bariatric Drop-Arm Folding Bedside Commode	1

- Constructed from heavy-duty, powder-coated steel
- Easy-release drop-arm mechanism allows for lateral patient transfers to and from commode
- Commode bucket slides in from the front of the commode for added convenience
- Includes commode bucket with handle, cover, and splash shield
- Tool-free setup and height adjustment
- Comes in retail-friendly packaging
- Weight Capacity 1000 lb.
- Limited Lifetime Warranty

HCPCS E0168

RAISED TOILET SEATS



Raised Toilet Seat with Arms

Reorder No.	Description	Qty./Bx	Bx/Cs
10360	Raised Toilet Seat with Arms	1	
10360-3	Raised Toilet Seat with Arms	1	3

- Heavy-duty molded plastic construction
- Adds additional height to the toilet seat
- Tool-free design easily affixes to existing toilet
- Equipped with removable arms
- Includes locking device with larger, heavy-duty worm screw and locking plate
- Comes in retail-friendly packaging
- Weight capacity 300 lb.
- Limited Lifetime Warranty

HCPCS E0244



Locking Raised Toilet Seat

Reorder No.	Description	Qty./Bx	Bx/Cs
10361	Raised Toilet Seat without Arms	1	
10361-3	Raised Toilet Seat without Arms	1	3

- Heavy-duty molded plastic construction
- Adds additional height to the toilet seat
- Tool-free design easily affixes to existing toilet
- Includes locking device with larger, heavy-duty worm screw and locking plate
- Comes in retail-friendly packaging
- Weight capacity 300 lb.
- Limited Lifetime Warranty

HCPCS E0244



Raised Toilet Seats

Reorder No.	Description	Qty./Bx	Bx/Cs
10362	Molded Raised Plastic Toilet Seat	1	
10362-3	Molded Raised Plastic Toilet Seat	1	3

- Heavy-duty molded plastic construction
- Adds additional height to the toilet seat
- Lightweight and portable
- Comes in retail-friendly packaging
- Weight capacity 300 lb.
- Limited Lifetime Warranty

HCPCS E0244

RAISED TOILET SEATS



Elongated Raised Toilet Seat with Arms

Reorder No.	Description	Qty./Bx	Bx/Cs
10363	Elongated Raised Toilet Seat with Arms	1	
10363-3	Elongated Raised Toilet Seat with Arms	1	3

- Heavy-duty molded plastic construction
- Adds additional height to elongated toilets
- Equipped with removable arms
- Affixes to existing toilet seat and lid
- Comes in retail-friendly packaging
- Weight capacity 300 lb.
- Limited Lifetime Warranty

HCPCS E0244



Elongated Raised Toilet Seat without Arms

Reorder No.	Description	Qty./Bx	Bx/Cs
10364	Elongated Raised Toilet Seat without Arms	1	
10364-3	Elongated Raised Toilet Seat without Arms	1	3

- Heavy-duty molded plastic construction
- Adds additional height to elongated toilets
- Affixes to existing toilet seat and lid
- Comes in retail-friendly packaging
- Weight capacity 300 lb.
- Limited Lifetime Warranty

HCPCS E0244

TOILET ASSIST RAILS



Freestanding Toilet Rail

Reorder No.	Description	Qty./Bx
10350	Freestanding Toilet Rail	1

- Constructed from heavy duty steel
- Designed to help individuals sit and stand
- Free-standing rail features a convenient magazine rack
- Tool-free assembly
- Fits most existing standard and elongated toilets
- Comes in retail-friendly packaging
- Weight capacity 300 lb.
- Limited Lifetime Warranty

HCPCS E0243



Toilet Safety Rail

Reorder No.	Description	Qty./Bx	Bx/Cs
10351	Toilet Safety Rail	1	
10351-4	Toilet Safety Rail	1	4

- Constructed from heavy duty steel
- Designed to help individuals sit and stand
- Push-button, two-position width adjustment
- Includes cushioned hand grips
- Fits most existing standard and elongated toilets
- Comes in retail-friendly packaging
- Weight capacity 300 lb.
- Limited Lifetime Warranty

HCPCS E0243



Toilet Safety Rail, Adjustable Height

Reorder No.	Description	Qty./Bx	Bx/Cs
10352	Toilet Safety Rails, Adjustable Height	1	
10352-4	Toilet Safety Rails, Adjustable Height	1	4

- Constructed from heavy duty steel
- Designed to help individuals sit and stand
- Push-button, two-position width adjustment
- Rail height is adjustable in 1" increments
- Fits most existing standard and elongated toilets
- Comes in retail-friendly packaging
- Weight capacity 300 lb.
- Limited Lifetime Warranty

HCPCS E0243

SHOWER CHAIRS



Deluxe Shower Chair with Back

Reorder No.	Description	Qty./Bx	Bx/Cs
10320	Deluxe Shower Chair with Back	1	
10320-4	Deluxe Shower Chair with Back	1	4

- Constructed from a corrosion-proof aluminum frame and blow-molded plastic seat
- Specialty collar allows the legs to be removed without readjusting the height
- Angled legs include rubber tips
- Seat features drainage holes and hand grips
- Tool-free assembly and height adjustment
- Comes in retail-friendly packaging
- Weight capacity 400 lb.
- Limited Lifetime Warranty

HCPCS E0240



Bariatric

Bariatric Shower Chair with Back

Reorder No.	Description	Qty./Bx	Bx/Cs
10321	Bariatric Shower Chair with Back	1	
10321-4	Bariatric Shower Chair with Back	1	4

- Constructed from a corrosion-proof aluminum frame and blow-molded plastic seat
- Cross-brace design provides additional support
- Seat features drainage holes and hand grips
- Tool-free assembly and height adjustment
- Comes in retail-friendly packaging
- Weight capacity 500 lb.
- Limited Lifetime Warranty

HCPCS E0240



Shower Chair with Removable Back and Arms

Reorder No.	Description	Qty./Bx	Bx/Cs
10322	Shower Chair with Removable Back and Arms	1	
10322-4	Shower Chair with Removable Back and Arms	1	4

- Constructed from a corrosion-proof aluminum frame and blow-molded plastic seat
- Specialty collar allows the legs to be removed without readjusting the height
- Back and armrest are removable
- Seat features drainage holes
- Tool-free assembly and height adjustment
- Comes in retail-friendly packaging
- Weight capacity 300 lb.
- Limited Lifetime Warranty

HCPCS E0240

SHOWER CHAIRS



Shower Chair without Back

Reorder No.	Description	Qty./Bx	Bx/Cs
10323	Shower Chair without Back	1	
10323-4	Shower Chair without Back	1	4

- Constructed from a corrosion-proof aluminum frame and blow-molded plastic seat
- Specialty collar allows the legs to be removed without readjusting the height
- Angled legs include rubber tips
- Seat features drainage holes and hand grips
- Tool-free assembly and height adjustment
- Comes in retail-friendly packaging
- Weight capacity 400 lb.
- Limited Lifetime Warranty

HCPCS E0245



Shower Stool

Reorder No.	Description	Qty./Bx	Bx/Cs
10324	Shower Stool	1	
10324-4	Shower Stool	1	4

- Constructed from a corrosion-proof aluminum frame and blow-molded plastic seat
- Specialty collar allows the legs to be removed without readjusting the height
- Angled legs include rubber tips
- Tool-free assembly and height adjustment
- Comes in retail-friendly packaging
- Weight capacity 300 lb.
- Limited Lifetime Warranty

HCPCS E0245



Bariatric

Bariatric Shower Chair without Back

Reorder No.	Description	Qty./Bx	Bx/Cs
10325	Bariatric Shower Chair without Back	1	
10325-4	Bariatric Shower Chair without Back	1	4

- Constructed from a corrosion-proof aluminum frame and blow-molded plastic seat
- Cross-brace design provides additional support
- Tool-free assembly and height adjustment
- Comes in retail-friendly packaging
- Weight capacity 500 lb.
- Limited Lifetime Warranty

HCPCS E0245

TUB TRANSFER BENCHES



Tub Transfer Bench

Reorder No.	Description	Qty./Bx	Bx/Cs
10326	Tub Transfer Bench	1	
10326-4	Tub Transfer Bench	1	4

- Constructed from a corrosion-proof aluminum frame and blow-molded plastic bench
- Specialty collar allows the legs to be removed without readjusting the height
- Angled legs include suction-style tips on one side
- Reversible design accommodates any bathroom
- Tool-free assembly and height adjustment
- Bench comes in two sections for compact, retail-friendly packaging
- Weight capacity 400 lb.
- Limited Lifetime Warranty

HCPCS E0247



Bariatric

Bariatric Tub Transfer Bench

Reorder No.	Description	Qty./Bx	Bx/Cs
10328	Bariatric Tub Transfer Bench	1	
10328-4	Bariatric Tub Transfer Bench	1	4

- Constructed from a corrosion-proof aluminum frame and blow-molded plastic bench
- Specialty collar allows the legs to be removed without readjusting the height
- Angled legs include suction-style tips on one side
- Reversible design accommodates any bathroom
- Tool-free assembly and height adjustment
- Bench comes in two sections for compact, retail-friendly packaging
- Weight capacity 500 lb.
- Limited Lifetime Warranty

HCPCS E0248



Padded Tub Transfer Bench

Reorder No.	Description	Qty./Bx	Bx/Cs
10329	Padded Tub Transfer Bench	1	
10329-4	Padded Tub Transfer Bench	1	4

- Constructed from a corrosion-proof aluminum frame and cushioned bench
- Specialty collar allows the legs to be removed without readjusting the height
- Angled legs include suction-style tips on one side
- Reversible design accommodates any bathroom
- Tool-free assembly and height adjustment
- Bench comes in retail-friendly packaging
- Weight capacity 400 lb.
- Limited Lifetime Warranty

HCPCS E0247

TUB RAILS



Steel Clamp-On Tub Rail

Reorder No.	Description	Qty./Bx	Bx/Cs
10340	Tub Rail: Steel Clamp-On	1	
10340-6	Tub Rail: Steel Clamp-On	1	6

- Provides a comfortable, safe grip while bathing
- Constructed from durable, powder-coated steel
- Clamp adjusts to the width of most tubs
- Tool-free installation
- Comes in retail-friendly packaging
- Weight capacity 300 lb.
- Limited Lifetime Warranty

HCPCS E0246



Plastic Tub Rail

Reorder No.	Description	Qty./Bx	Bx/Cs
10341	Tub Rail: Plastic	1	
10341-4	Tub Rail: Plastic	1	6

- Provides a comfortable, safe grip while bathing
- Constructed from heavy-duty solid plastic shell with a steel clamp
- Clamp adjusts to the width of most tubs
- Tool-free installation
- Comes in retail-friendly packaging
- Weight capacity 300 lb.
- Limited Lifetime Warranty

HCPCS E0246



Adjustable Tub Rail

Reorder No.	Description	Qty./Bx	Bx/Cs
10342	Tub Rail: Adjustable Height, Clamp-On	1	
10342-6	Tub Rail: Adjustable Height, Clamp-On	1	6

- Constructed from durable, powder-coated steel and a vinyl hand-grip
- Provides a comfortable, safe grip while bathing
- Clamp adjusts to the width of most tubs
- Tool-free assembly and height adjustment
- Comes in retail-friendly packaging
- Weight capacity 300 lb.
- Limited Lifetime Warranty

HCPCS E0246

GRAB BARS



Chrome Knurled Grab Bars

Reorder No.	Description	Qty./Bx	Bx/Cs
10300	Chrome Knurled Grab Bar – 12"	1	
10300-3	Chrome Knurled Grab Bar – 12"	1	3
10301	Chrome Knurled Grab Bar – 16"	1	
10301-3	Chrome Knurled Grab Bar – 16"	1	3
10302	Chrome Knurled Grab Bar – 18"	1	
10302-3	Chrome Knurled Grab Bar – 18"	1	3
10303	Chrome Knurled Grab Bar – 24"	1	
10303-3	Chrome Knurled Grab Bar – 24"	1	3
10304	Chrome Knurled Grab Bar – 32"	1	
10304-3	Chrome Knurled Grab Bar – 32"	1	3

- Constructed from high-quality, chrome-plated steel
- Bar features knurled-texture surface to help improve grip
- Mounts 2 ½" from the wall
- Necessary hardware included
- Available in multiple sizes
- Comes in retail friendly packaging
- Weight capacity 300 lb.
- Limited Lifetime Warranty

HCPCS E0241



Powder Coated Grab Bars

Reorder No.	Description	Qty./Bx	Bx/Cs
10305	Powder Coated Grab Bar – 12"	1	
10305-3	Powder Coated Grab Bar – 12"	1	3
10306	Powder Coated Grab Bar – 16"	1	
10306-3	Powder Coated Grab Bar – 16"	1	3
10307	Powder Coated Grab Bar – 18"	1	
10307-3	Powder Coated Grab Bar – 18"	1	3
10308	Powder Coated Grab Bar – 24"	1	
10308-3	Powder Coated Grab Bar – 24"	1	3
10309	Powder Coated Grab Bar – 32"	1	
10309-3	Powder Coated Grab Bar – 32"	1	3

- Constructed from high-quality, powder-coated steel
- Mounts vertically or horizontally
- Mounts 2 ½" from the wall
- Necessary hardware included
- Comes in retail friendly packaging
- Weight capacity 300 lb.
- Limited Lifetime Warranty

HCPCS E0241

GRAB BARS



Knurled Rotating Flange Grab Bars

Reorder No.	Description	Qty./Bx	Bx/Cs
10311	Rotating Flange Knurled Grab Bars – 12"	1	
10311-3	Rotating Flange Knurled Grab Bars – 12"	1	3
10312	Rotating Flange Knurled Grab Bars – 16"	1	
10312-3	Rotating Flange Knurled Grab Bars – 16"	1	3
10313	Rotating Flange Knurled Grab Bars – 18"	1	
10313-3	Rotating Flange Knurled Grab Bars – 18"	1	3
10314	Rotating Flange Knurled Grab Bars – 24"	1	
10314-3	Rotating Flange Knurled Grab Bars – 24"	1	3
10315	Rotating Flange Knurled Grab Bars – 32"	1	
10315-3	Rotating Flange Knurled Grab Bars – 32"	1	3

• Constructed from high-quality, chrome-plated steel

• Bar features knurled-texture surface to help improve grip

• Mounts vertically or horizontally with rotating flange installation bracket

• Mounts 2 ½" from the wall

• Necessary hardware included

• Comes in retail friendly packaging

• Weight capacity 300 lb.

• Limited Lifetime Warranty

HCPCS E0241



WHEELCHAIRS

WHEELCHAIRS



PRODUCT SPECIFIC DETAILS

Reorder No.	Product	Main HCPCS	Seat Dimensions	Seat Material	Rigging	Armrest Type	Armrest Feature	Axle	Max Capacity
10254	Series 1	K0001	18"×16"	Nylon	FR	Full	Fixed	Single	250 lb.
10255	Series 1	K0001	18"×16"	Nylon	FR	Desk	Detachable	Single	250 lb.
10220	Series 2	K0002	16"×16"	Vinyl	FR	Desk	Detachable	Dual	250 lb.
10221	Series 2	K0002	16"×16"	Vinyl	ELR	Desk	Detachable	Dual	250 lb.
10222	Series 2	K0002	18"×16"	Vinyl	FR	Desk	Detachable	Dual	250 lb.
10223	Series 2	K0002	18"×16"	Vinyl	ELR	Desk	Detachable	Dual	250 lb.
10224	Series 2	K0002	18"×16"	Vinyl	FR	Full	Detachable	Dual	250 lb.
10225	Series 2	K0002	18"×16"	Vinyl	ELR	Full	Detachable	Dual	250 lb.
10226	Series 2	K0002	20"×16"	Vinyl	FR	Desk	Detachable	Dual	300 lb.
10227	Series 2	K0002	20"×16"	Vinyl	ELR	Desk	Detachable	Dual	300 lb.
10228	Series 2	K0002	20"×16"	Vinyl	FR	Full	Detachable	Dual	300 lb.
10229	Series 2	K0002	20"×16"	Vinyl	ELR	Full	Detachable	Dual	300 lb.
10230	Series 3	K0003	18"×16"-18"	Nylon	ELR	Desk	Flip Back	Dual	300 lb.
10231	Series 3	K0003	20"×16"-18"	Nylon	ELR	Desk	Flip Back	Dual	350 lb.
10247	Series 3	K0003	18"×16"-18"	Nylon	FR	Desk	Flip Back	Dual	300 lb.
10248	Series 3	K0003	20"×16"-18"	Nylon	FR	Desk	Flip Back	Dual	350 lb.
10274	Series 4	K0004	18"×16"-18"	Nylon	FR	Desk	Height Adj.	Triple	300 lb.
10275	Series 4	K0004	20"×16"-18"	Nylon	ELR	Desk	Height Adj.	Triple	300 lb.
10276	Series 4	K0004	18"×16"-18"	Nylon	FR	Desk	Height Adj.	Triple	300 lb.
10277	Series 4	K0004	20"×16"-18"	Nylon	ELR	Desk	Height Adj.	Triple	300 lb.
10233	Heavy-duty	K0007	22"×18"	Vinyl	ELR	Desk	Detachable	Dual	500 lb.
10234	Heavy-duty	K0007	24"×18"	Vinyl	ELR	Desk	Detachable	Dual	500 lb.
10290	Heavy-duty Plus	K0007	26"×20"	Nylon	ELR	Desk	Detachable	Single	600 lb.
10291	Heavy-duty Plus	K0007	28"×20"	Nylon	ELR	Desk	Detachable	Single	600 lb.
10292	Heavy-duty Plus	K0007	30"×20"	Nylon	ELR	Desk	Detachable	Single	600 lb.
10238	Reclining	K0001	16"×16"	Vinyl	ELR	Desk	Detachable	Single	300 lb.
10239	Reclining	K0001	18"×16"	Vinyl	ELR	Desk	Detachable	Single	300 lb.
10240	Reclining	K0001	20"×16"	Vinyl	ELR	Desk	Detachable	Single	300 lb.
10241	Reclining	K0001	22"×18"	Vinyl	ELR	Desk	Detachable	Dual	450 lb.
10242	Transport	E1038	17"	Nylon	FR	Full	Fixed	Single	250 lb.
10243	Transport	E1038	19"	Nylon	FR	Full	Fixed	Single	250 lb.
10244	Transport (Bariatric)	E1039	22"	Nylon	FR	Desk	Detachable	Single	450 lb.
10245	Convertible	E1038 or K0004	18"	Nylon	FR	Desk	Detachable	Single	250 lb.



DynaRide™ Series 1 Wheelchairs

Reorder No.	Seat Size	Armrest Type	Qty./Bx
10254	18" x 16"	Fixed Full	1
10255	18" x 16"	Detachable Desk	1


- Powder-coated steel frame with silver vein finish
- Black, padded nylon upholstery
- Equipped with tool-free, adjustable, swing-away footrests with heel loops
- 24" solid rubber rear wheels feature hand rims and push-lock brakes
- Precision sealed wheel and caster bearings
- Weight capacity 300 lb.
- Available with Fixed Full Arm (10254) or with a removable Desk Length Arm (10255)
- Limited Lifetime Warranty

HCPCS K0001 and E0951

COMPARE TO DRIVE MEDICAL SILVER SPORT 1, MEDLINE K1 BASIC & MEDLINE GUARDIAN K1

WHEELCHAIRS

DYNARIDE SERIES 2



EMBOSSED VINYL UPHOLSTERY



SWING-AWAY/ELEVATED
FOOTREST/LEG REST
RIGGING OPTIONS



DUAL-AXLE HEIGHT



DETACHABLE DESK OR FULL ARM

DynaRide™ Series 2 Wheelchairs

Reorder No.	Seat Size Armrest Type	Qty./Bx
with Foot Rest		
10220	16" x 16" Detachable Desk	1
10222	18" x 16" Detachable Desk	1
10224	18" x 16" Detachable Full	1
10226	20" x 16" Detachable Desk	1
10228	20" x 16" Detachable Full	1
with Elevated Leg Rest		
10221	16" x 16" Detachable Desk	1
10223	18" x 16" Detachable Desk	1
10225	18" x 16" Detachable Full	1
10227	20" x 16" Detachable Desk	1
10229	20" x 16" Detachable Full	1

- Powder-coated steel frame with silver vein finish
- Black, padded, vinyl upholstery
- Detachable, padded armrests (desk and full-length)
- Tool-free, adjustable, elevating leg rest or swing-away footrests with heel loops
- Includes built-in chart pocket
- 24" solid rubber rear wheels feature hand rims and push-lock brakes
- Dual-axle provides adjustment from standard height to hemi level
- Weight capacity 250 lb. (10220-10225), 300 lb. (10226-10229)
- Limited Lifetime Warranty

HCPCS K0001 or K0002 and E0951 (10220, 10222 and 10224)

HCPCS K0001 or K0002, K0195, E0990 (10221, 10223, 10225, 10227 and 10229)

HCPCS K0001 or K0002, E2201 and E0951 (10226 and 10228)

COMPARE TO DRIVE MEDICAL SILVER SPORT 2, MEDLINE K2 BASIC & MEDLINE EXCEL 2000



DynaRide™ Series 3 Lite Wheelchairs

Reorder No.	Seat Size Armrest Type with Foot Rest	Qty./Bx
10247	18" × 16" Detachable/Flip Desk 20" ×	1
10248	16" Detachable/Flip Desk	1
	with Elevated Leg Rest	
10230	18" × 16" Detachable/Flip Desk 20" ×	1
10231	16" Detachable/Flip Desk	1

NOTICE
16" SEAT DEPTH
NOT ADJUSTABLE


- Powder-coated steel frame with silver vein finish
- Black, padded, nylon upholstery
- Detachable, flip-back, padded armrests (desk length)
- Includes built-in chart pocket
- Tool-free, adjustable, elevating leg rest or swing-away footrests with heel loops
- 24" solid rubber rear wheels feature hand rims and push-lock brakes
- Dual-axle provides adjustment from standard height to hemi level
- Weight capacity 300 lb. (10230, 10247), 350 lb. (10231, 10248)
- Limited Lifetime Warranty

HCPCS K0003 and E0951 (10247)
HCPCS K0003, E2201 and E0951 (10248)
HCPCS K0003, E0990 or K0195 (10230)
HCPCS K0003, E2201, E0990 or K0195 (10231)

COMPARE TO TRAVELER® L3 PLUS BY GRAHAM-FIELD, GF HEALTH PRODUCTS, INC., DRIVE MEDICAL CRUISER 3 & MEDLINE K3 BASIC

WHEELCHAIRS

DYNARIDE SERIES 4 X-LITE



PADDED NYLON UPHOLSTERY



SWING-AWAY ELEVATED
FOOTREST/LEG REST
RIGGING OPTIONS



TRIPLE-AXLE HEIGHT



DETACHABLE/FLIP HEIGHT
ADJUSTABLE DESK ARM

DynaRide™ Series 4 X-Lite Wheelchairs

Reorder No.	Seat Size	Armrest Type	Qty./Bx
10276	18" × 16"	Detachable/Flip Desk 20" ×	1
10277	16"	Detachable/Flip Desk	1
10274	18" × 16"	Detachable/Flip Desk 20" ×	1
10275	16"	Detachable/Flip Desk	1

NOTICE
16" SEAT DEPTH
NOT ADJUSTABLE

- Powder-coated steel frame with silver vein finish
- Black, padded, nylon upholstery
- Detachable, flip-up, height-adjustable, padded armrests (desk-length)
- Tool-free, adjustable, elevating leg rest or swing-away footrests with heel loops
- 24" solid rubber rear wheels feature hand rims and push-lock brakes
- Quick-release back wheel and triple-axle provide effortless 3-height adjustment
- Weight capacity 300 lb.
- Limited Lifetime Warranty

HCPCS K0004, E0973, K0195, E0990 (10274 and 10275)

HCPCS K0004, E0973, E0951 (10276 and 10277)

COMPARE TO DRIVE MEDICAL CRUISER 4 & MEDLINE K4



Bariatric



EMBOSSED VINYL UPHOLSTERY



ELEVATED LEG REST



DUAL-AXLE HEIGHT



DETACHABLE DESK ARM



DUAL CROSSBAR

DynaRide™ Heavy Duty Wheelchairs

Reorder No.	Seat Size	Armrest Type	Qty./Bx
10233	22" × 18"	Detachable Desk	1
10234	24" × 18"	Detachable Desk	1

- Powder-coated steel frame with dual-crossbar and detachable desk-length armrests
- Black, padded, vinyl upholstery
- Dual-axle provides adjustment from standard height to hemi level
- Tool-free, adjustable, elevating leg rest features padded calf pads
- 24" solid rubber rear wheels feature hand rims and push-lock brakes
- Includes built-in chart pocket
- Weight capacity 400 lb.
- Limited Lifetime Warranty

HCPCS K007, K0195, and E0990


COMPARE TO DRIVE MEDICAL BARIATRIC SENTRA EC HEAVY-DUTY

WHEELCHAIRS

DYNARIDE HEAVY DUTY PLUS



Bariatric



PADDED NYLON UPHOLSTERY



BARIATRIC ELEVATED LEG REST



DETACHABLE DESK ARM



DUAL CROSSBAR

DynaRide™ Heavy Duty Plus Wheelchairs


Reorder No.	Seat Size Armrest Type	Qty./Bx
	with Super Bariatric Elevating Leg Rest 26"	
10290	× 20" Detachable Desk Arm 28" ×	1 (2 boxes)
10291	20" Detachable Desk Arm 30" × 20"	1 (2 boxes)
10292	Detachable Desk Arm	1 (2 boxes)

- Powder-coated steel frame with dual-crossbar and detachable desk-length armrests
- Black, padded, nylon upholstery
- 24" solid rubber rear wheels feature hand rims and push-lock brakes
- Includes built-in chart pocket
- Tool-free, adjustable, elevating leg rest or swing-away footrests with heel loops
- Heavy-duty leg rest with extra-wide foot plate and padded calf
- Weight capacity 600 lb.
- Limited Lifetime Warranty

HCPCS K0007, E2202, E2203, E0990 or K0195 (10290)

HCPCS K0007, K0108, E2203, E0990 or K0195 (10291 and 10292)


COMPARE TO DRIVE MEDICAL BARIATRIC SENTRA EC HEAVY-DUTY, EXTRA-EXTRA-WIDE WHEELCHAIR



EMBOSSED VINYL UPHOLSTERY WITH DETACHABLE HEAD REST



ELEVATED LEG REST



FULLY RECLINES



DETACHABLE DESK ARM

DynaRide™ Reclining Wheelchairs

Reorder No.	Seat Size	Armrest Type	Qty./Bx
10238	16" × 16"	Detachable Desk Arm	1
10239	18" × 16"	Detachable Desk Arm	1
10240	20" × 16"	Detachable Desk Arm	1
10241	22" × 18"	Detachable Desk Arm	1

- Powder-coated steel frame with detachable armrests
- Black, padded, vinyl upholstery with padded headrest
- Hydraulic reclining mechanism adjusts chair back infinitely up to 180 degrees
- Back-bar prevents backrest from hammocking
- Tool-free, adjustable, elevating leg rest features calf pads
- 24" solid rubber rear wheels feature hand rims and push-lock brakes
- Includes anti-tippers
- Weight capacity 300 lb. (10238-10239), 450 lb. (10241)
- Limited Lifetime Warranty

HCPCS K0001, E1226, E0990 or K0195

COMPARE TO DRIVE SENTRA FULL RECLINING, DRIVE CHROME SPORT FULL RECLINING & MEDLINE EXCEL RECLINING WHEELCHAIR

WHEELCHAIRS

DYNARIDE™ TRANSPORT



PADDED NYLON UPHOLSTERY



SWING-AWAY FOOTREST



INCLUDES SEATBELT



FOLDS COMPACT

DynaRide™ Transport Wheelchairs

Reorder No.	Seat Size	Armrest Type	Qty./Bx
10242	17"	Fixed Full Arm	1
10243	19"	Fixed Full Arm	1

- Powder-coated steel frame with full-length armrests
- Black, padded, nylon upholstery
- Back release-hinge and seat handles allow the wheelchair to fold easily for compact storage
- Equipped with tool-free, adjustable, swing-away footrests with heel loops
- Includes seatbelt and built-in chart pocket
- Weight capacity 250 lb.
- Limited Lifetime Warranty

HCPCS E1038, E0951

DYNARIDE BARIATRIC TRANSPORT



Bariatric



PADDED NYLON UPHOLSTERY



SWING-AWAY FOOTREST



LARGER BACK WHEEL



DUAL LOCKING SYSTEM



DETACHABLE DESK ARM

DynaRide™ Bariatric Transport Plus Wheelchair


Reorder No.	Seat Size	Armrest Type	Qty./Bx
10244	22" × 18"	Detachable Desk Arm	1

- Powder-coated steel frame with detachable desk-length armrests
- Black, padded, nylon upholstery
- Back release-hinge and seat handles allow the wheelchair to fold easily for compact storage
- Deluxe dual-braking system includes handle brakes and push-lock wheel brakes
- Tool-free, adjustable, elevating leg rest or swing-away footrests with heel loops
- Includes seatbelt and built-in chart pocket
- Weight capacity 400 lb.
- Limited Lifetime Warranty


HCPCS E1039 and E0951

WHEELCHAIRS

DYNARIDE CONVERTIBLE




PADDED NYLON UPHOLSTERY




TRANSPORT MODE



WHEELCHAIR MODE



TOOL-FREE REMOVABLE WHEELS



REMOVABLE SWING-AWAY FOOTREST

DynaRide™ Convertible Wheelchair

Reorder No.	Seat Size	Armrest Type	Qty./Bx
10245	18" x 16"	Detachable Desk Arm	1

- Lightweight aluminum frame
- Black, padded, nylon upholstery
- Converts from a standard, self-propelled wheelchair to a transport chair
- 24" quick-release, removable wheels
- Convenient back release-hinge folds the wheelchair
- Equipped with tool-free, adjustable, swing-away footrests with heel loops
- Includes detachable, padded, desk-length armrests
- Weight capacity 250 lb.
- Limited Lifetime Warranty

HCPCS E1038 or K0004, E0951, E0971 and E0978

COMPARE TO POLY-FLY HIGH STRENGTH, LIGHTWEIGHT WHEELCHAIR BY DRIVE DEVILBISS HEALTHCARE

Need Replacement Parts?



Parts include:

- Rear Wheel and Casters • Arm Pads
- Back and Seat Upholstery • Foot Rest and Rigging
- Tube Caps • Hand Grips • Brakes

ACCESSORIES



Footrest

Reorder No.	Description	Qty./Bx
10266	Footrest	1

- For use with the DynaRide™ Series 1, 2, 3 Lite and 4 Wheelchairs

HCPCS E0951



Elevated Leg Rest

Reorder No.	Description	Qty./Bx
10265	Elevated Leg Rest (ELR)	1

- For use with the DynaRide™ Series 1, 2, 3 Lite and 4 Wheelchairs

HCPCS E0990



Bariatric

Heavy Duty Plus Elevating Leg Rest

Reorder No.	Description	Qty./Bx
10264	Heavy Duty Plus Elevating Leg Rest (ELR)	1

- For use with the DynaRide™ Heavy-duty Plus Wheelchairs (10235-10237)

HCPCS E0990



Wheelchair Anti-Tippers

Reorder No.	Description	Qty./Bx
10267	Wheelchair Anti tipper – For Series 1 and Series 2	1 Pair
10268	Wheelchair Anti tipper – For Series 3 and Series 4	1 Pair
10260	Wheelchair Anti tipper – For HD Wheelchairs	1 Pair


- Stabilizes and keeps wheelchair upright for added security
- Helps prevent users from tipping the wheelchair backwards



Wheelchair Front Anti-Tippers

Reorder No.	Description	Qty./Bx
10271	Wheelchair Anti tipper	1 Pair

- Stabilizes the wheelchair
- Works with Series 3 and Series 4 wheelchairs
- Helps prevent wheelchair users from tipping the wheelchair forward



Wheelchair Brake Extension

Reorder No.	Description	Qty./Bx
10269	Wheelchair Brake Extension 8"	1
10270	Wheelchair Brake Extension 11"	1

- Adds length to existing standard wheel locks



Wheelchair Seatbelt

Reorder No.	Description	Qty./Bx
10263	Wheelchair Seatbelt (Standard 48")	1
10262	Wheelchair Seatbelt (Bariatric 60")	1

- Made from durable and comfortable fabric
- Available in 48" (10263) and 60" length (10262)

HCPCS E0978




Urinary Drainage Bag Holder

Reorder No.	Description	Qty./Bx
10261	Urinary Drainage Bag Holder	50

- Discreet urological bag holder designed to improve patient dignity
- Constructed with opaque, easy-to-clean fabric
- Durable straps secure to wheelchairs, Geri-chairs, and bedrails

HCPCS A4358



Wheelchair Mount IV Poles

Reorder No.	Description	Qty./BagBags/Bx
10559	Wheelchair Mount Telescoping IV Pole	110
10560	Wheelchair Mount Fixed Height IV Pole	1 4

- Durable steel construction
- Easy to install and assemble

Wheelchair Mount Oxygen Tank Holder

Reorder No.	Description	Qty./Bx
10557	Wheelchair Mount Oxygen Tank Holder	1

- Oxygen tank holder for "D" and "E" cylinders

HCPCS E2208

WHEELCHAIRS

CUSHIONS



Ever-Soft™ Air Cushions

Reorder No.	Description	Qty./Bx/Bx/Cs	1
10600	Ever-Soft™ Air Cushion – 16" × 16" × 2"	1	7
10600-7	Ever-Soft™ Air Cushion – 16" × 16" × 2"	1	
10601	Ever-Soft™ Air Cushion – 18" × 16" × 2"	1	7
10601-7	Ever-Soft™ Air Cushion – 18" × 16" × 2"	1	
10602	Ever-Soft™ Air Cushion – 18" × 18" × 2"	1	7
10602-7	Ever-Soft™ Air Cushion – 18" × 18" × 2"	1	
10603	Ever-Soft™ Air Cushion – 20" × 16" × 2"	1	7
10603-7	Ever-Soft™ Air Cushion – 20" × 16" × 2"	1	
10604	Ever-Soft™ Air Cushion – 20" × 18" × 2"	1	7
10604-7	Ever-Soft™ Air Cushion – 20" × 18" × 2"	1	
10610	Ever-Soft™ Air Cushion – 16" × 16" × 4"	1	6
10610-6	Ever-Soft™ Air Cushion – 16" × 16" × 4"	1	
10611	Ever-Soft™ Air Cushion – 18" × 16" × 4"	1	6
10611-6	Ever-Soft™ Air Cushion – 18" × 16" × 4"	1	
10612	Ever-Soft™ Air Cushion – 18" × 18" × 4"	1	6
10612-6	Ever-Soft™ Air Cushion – 18" × 18" × 4"	1	
10613	Ever-Soft™ Air Cushion – 20" × 16" × 4"	1	6
10613-6	Ever-Soft™ Air Cushion – 20" × 16" × 4"	1	
10614	Ever-Soft™ Air Cushion – 20" × 18" × 4"	1	6
10614-6	Ever-Soft™ Air Cushion – 20" × 18" × 4"	1	
10670	Ever-Soft™ Bariatric Air Cushion – 22" × 18" × 4"	1	7
10670-7	Ever-Soft™ Bariatric Air Cushion – 22" × 18" × 4"	1	
10671	Ever-Soft™ Bariatric Air Cushion – 22" × 18" × 4"	1	7
10671-7	Ever-Soft™ Bariatric Air Cushion – 22" × 18" × 4"	1	

- Helps prevent, treat, and manage pressure injuries
- 2-inch or 4-inch interconnected, independent air cells allow for deep immersion into the cushion
 - Includes removable, low-shear, vapor permeable cover with non-skid bottom
- Hand pump helps adjust the inflation of the cushion

- Convenient, adjustable strap secures to wheelchair
- Available in numerous sizes and adjustable air cell heights
- Includes convenient repair kit for quick fixes
- Weight capacity 300 lb.
- 2-Year Limited Warranty
- Meets CAL 117-2013

COMPARE TO DRIVE MEDICAL 8047-16-2, MEDLINE MSC151515L, PROACTIVE 78001 (10600-10614)

HCPCS E2622 (10600-10614); HCPCS E2623 (10670-10671)



Ever-Soft™ Gel Foam Cushions

Reorder No.	Description	Qty./Bx/Bx/Cs	1
10620	Ever-Soft™ Gel Foam Cushion – 16" × 16" × 2"	1	5
10621	Ever-Soft™ Gel Foam Cushion – 16" × 16" × 2"	1	
10621-5	Ever-Soft™ Gel Foam Cushion – 18" × 16" × 2"	1	5
10622	Ever-Soft™ Gel Foam Cushion – 18" × 18" × 2"	1	5
10622-5	Ever-Soft™ Gel Foam Cushion – 18" × 18" × 2"	1	5
10623	Ever-Soft™ Gel Foam Cushion – 20" × 16" × 2"	1	5
10623-5	Ever-Soft™ Gel Foam Cushion – 20" × 16" × 2"	1	5
10624	Ever-Soft™ Gel Foam Cushion – 20" × 18" × 2"	1	5
10624-5	Ever-Soft™ Gel Foam Cushion – 20" × 18" × 2"	1	5
10630	Ever-Soft™ Gel Foam Cushion – 16" × 16" × 3"	1	5
10630-5	Ever-Soft™ Gel Foam Cushion – 16" × 16" × 3"	1	5
10631	Ever-Soft™ Gel Foam Cushion – 18" × 16" × 3"	1	5
10631-5	Ever-Soft™ Gel Foam Cushion – 18" × 16" × 3"	1	5
10632	Ever-Soft™ Gel Foam Cushion – 18" × 18" × 3"	1	5
10632-5	Ever-Soft™ Gel Foam Cushion – 18" × 18" × 3"	1	5
10633	Ever-Soft™ Gel Foam Cushion – 20" × 16" × 3"	1	5
10633-5	Ever-Soft™ Gel Foam Cushion – 20" × 16" × 3"	1	5
10634	Ever-Soft™ Gel Foam Cushion – 20" × 18" × 3"	1	5
10634-5	Ever-Soft™ Gel Foam Cushion – 20" × 18" × 3"	1	5

- Helps prevent, treat, and manage pressure injuries
- Dual-chamber gel bladder is encased in a foam shell to allow for pressure redistribution
 - Includes removable, low-shear, vapor permeable, water-resistant Comfort-Stretch™ cover

- Available in numerous sizes and either 2-inch or 3-inch heights
- Convenient, adjustable strap secures to wheelchair
- Weight capacity 300 lb.
- 1-Year Limited Warranty
- Meets CAL 117-2013

HCPCS E2601

Ever-Soft™ Foam Cushions

Reorder No.	Description	Qty./Bx/Bx/Cs	1
10640	Ever-Soft™ Foam Cushion – 16" × 16" × 2"	1	5
10640-5	Ever-Soft™ Foam Cushion – 16" × 16" × 2"	1	
10641	Ever-Soft™ Foam Cushion – 16" × 16" × 2"	1	
10641-5	Ever-Soft™ Foam Cushion – 18" × 16" × 2"	1	5
10642	Ever-Soft™ Foam Cushion – 18" × 16" × 2"	1	
10642-5	Ever-Soft™ Foam Cushion – 18" × 18" × 2"	1	5
10643	Ever-Soft™ Foam Cushion – 18" × 18" × 2"	1	
10643-5	Ever-Soft™ Foam Cushion – 20" × 16" × 2"	1	5
10644	Ever-Soft™ Foam Cushion – 20" × 18" × 2"	1	
10644-5	Ever-Soft™ Foam Cushion – 20" × 18" × 2"	1	5
10650	Ever-Soft™ Foam Cushion – 16" × 16" × 3"	1	
10650-5	Ever-Soft™ Foam Cushion – 16" × 16" × 3"	1	5
10651	Ever-Soft™ Foam Cushion – 18" × 16" × 3"	1	
10651-5	Ever-Soft™ Foam Cushion – 18" × 16" × 3"	1	5
10652	Ever-Soft™ Foam Cushion – 18" × 18" × 3"	1	
10652-5	Ever-Soft™ Foam Cushion – 18" × 18" × 3"	1	5
10653	Ever-Soft™ Foam Cushion – 20" × 16" × 3"	1	
10653-5	Ever-Soft™ Foam Cushion – 20" × 16" × 3"	1	5
10654	Ever-Soft™ Foam Cushion – 20" × 18" × 3"	1	
10654-5	Ever-Soft™ Foam Cushion – 20" × 18" × 3"	1	5

- Helps prevent, treat, and manage pressure injuries
- High density foam provides optimal pressure redistribution
- Includes removable, low-shear, vapor permeable, waterproof vinyl cover
- Available in numerous sizes and either 2-inch or 3-inch heights

- Convenient, adjustable strap secures to wheelchair
- Weight capacity 300 lb.
- 1-Year Limited Warranty
- Meets CAL 117-2013

HCPCS E2601

WHEELCHAIRS

CUSHIONS



Ever-Soft™ Wedge Gel Foam Cushions

Reorder No.	Description	Qty./Bx	Pcs./Cs
10625	Ever-Soft™ Wedge Gel Foam Cushion – 16" x 4" x 2"	1	
10625	Ever-Soft™ Wedge Gel Foam Cushion – 18" x 4" x 2"	1	4
10626	Ever-Soft™ Wedge Gel Foam Cushion – 16" x 4" x 2"	1	4

Ever-Soft™ Wedge Foam Cushions

Reorder No.	Description	Qty./Bx	Pcs./Cs
10645	Ever-Soft™ Wedge Foam Cushion – 16" x 4" x 2"	1	
10645	Ever-Soft™ Wedge Foam Cushion – 18" x 4" x 2"	1	4
10646	Ever-Soft™ Wedge Foam Cushion – 16" x 4" x 2"	1	4

- Wedge design helps prevent forward sliding
- High-density foam layers provide comfort and support
- Dual-chamber gel-pod minimizes gel migration in high pressure areas (10625-10626)
- High performance, pressure-reducing fabric promotes healing via active evaporation of moisture and cooling at patient pressure points

- Convenient, adjustable strap secures to wheelchair
- Includes removable, low-shear, vapor permeable cover with non-skid bottom
- Weight capacity 300 lb.
- 1-Year Warranty (10645-10646)
- 18-Month Warranty (10625-10626)
- Meets CAL 117-2013



Ever-Soft™ Coccyx Gel Foam Cushions

Reorder No.	Description	Qty./Bx	Pcs./Cs
10635	Ever-Soft™ Coccyx Gel Foam Cushion – 16" x 3"	1	
10635	Ever-Soft™ Coccyx Gel Foam Cushion – 16" x 3"	1	4
10636	Ever-Soft™ Coccyx Gel Foam Cushion – 16" x 3"	1	
10636	Ever-Soft™ Coccyx Gel Foam Cushion – 16" x 3"	1	4

Ever-Soft™ Coccyx Foam Cushions

Reorder No.	Description	Qty./Bx	Pcs./Cs
10655	Ever-Soft™ Coccyx Foam Cushion – 16" x 3"	1	
10655	Ever-Soft™ Coccyx Foam Cushion – 16" x 3"	1	4
10656	Ever-Soft™ Coccyx Foam Cushion – 16" x 3"	1	
10656	Ever-Soft™ Coccyx Foam Cushion – 16" x 3"	1	4

- Constructed from high density foam with a contoured design to relieve pressure off the coccyx

- Gel layer provides added comfort, support, and cooling relief (10635-10636)

- High performance pressure reducing fabric promotes healing via active evaporation of moisture and cooling at patient pressure points

- Convenient, adjustable strap secures to wheelchair

- Includes removable, low-shear, vapor permeable cover with non-skid bottom

- Weight capacity 300 lb.


- 1-Year Warranty (10655-10656)

- 18-Month Warranty (10635-10636)

- Meets CAL 117-2013

WHEELCHAIRS

CUSHIONS



Ever-Soft™ Pommel Gel Foam Cushions

Reorder No.	Description	Qty./Bx	Pcs./Cs
10685	Ever-Soft™ Pommel Gel Foam Cushion – 16" x 3"	1	
10685	Ever-Soft™ Pommel Gel Foam Cushion – 18" x 3"	1	4
10686	Ever-Soft™ Pommel Gel Foam Cushion – 16" x 3"	1	
10686	Ever-Soft™ Pommel Gel Foam Cushion – 18" x 3"	1	4

- Pommel design prevents forward sliding and improves patient posture
- Constructed from high density gel foam with a unique design to promote proper hip and knee alignment
- Firm foundation reduces pressure caused by sling-seat hammocking
- Chambered dual gel-pod reduces gel migration and dissipates heat
- Convenient, adjustable strap secures to wheelchair
- Includes removable, low-shear, vapor permeable cover with non-skid bottom
- Weight capacity 300 lb.
- 18-Month Warranty
- Meets CAL 117-2013



Ever-Soft™ Pommel Wedge Gel Foam Cushions

Reorder No.	Description	Qty./Bx	Pcs./Cs
10680	Ever-Soft™ Pommel Wedge Gel Foam Cushion – 16" × 4" × 2"	1	
10680	Ever-Soft™ Pommel Wedge Gel Foam Cushion – 16" × 4" × 2"	1	4
10681	Ever-Soft™ Pommel Wedge Gel Foam Cushion – 16" × 4" × 2"	1	
10681	Ever-Soft™ Pommel Wedge Gel Foam Cushion – 16" × 4" × 2"	1	4
10681	Ever-Soft™ Pommel Wedge Gel Foam Cushion – 16" × 4" × 2"	1	

- Pommel design prevents forward sliding and improves patient posture
- Constructed from high density gel foam with a unique design to promote proper hip and knee alignment
- Firm foundation reduces pressure caused by sling-seat hammocking
- Chambered dual gel-pod reduces gel migration and dissipates heat
- Convenient, adjustable strap secures to wheelchair
- Includes removable, low-shear, vapor permeable cover with non-skid bottom
- Weight capacity 300 lb.
- 18-Month Warranty
- Meets CAL 117-2013

WHEELCHAIRS

CUSHIONS



Ever-Soft™ Anti Thrust Wedge Gel Foam Cushions

Reorder No.	Description	Qty./Bx	Pcs./Cs
10690	Ever-Soft™ Anti Thrust Wedge Gel Foam Cushion – 18" × 16" × 4" × 2"	1	
10690-6	Ever-Soft™ Anti Thrust Wedge Gel Foam Cushion – 18" × 16" × 4" × 2"	1	4
10691	Ever-Soft™ Anti Thrust Wedge Gel Foam Cushion – 20" × 16" × 4" × 2"	1	
10691-6	Ever-Soft™ Anti Thrust Wedge Gel Foam Cushion – 20" × 16" × 4" × 2"	1	4

- Anti-thrust design prevents the user from shifting forward
- Chambered dual gel-pod reduces gel migration and dissipates body heat
- Convenient, adjustable strap secures to wheelchair


- Includes removable, low-shear, vapor permeable cover with non-skid bottom
- Weight capacity 300 lb.
- 18-Month Warranty
- Meets CAL 117-2013

ROLLATORS



ROLLATORS

DYNAGO



Blue

Red


DynaGo™ Advantage Rollator

Reorder No.	Description	Qty./Bx
10205	DynaGo™ Advantage – Steel Rollator with 6" Wheels, Red	1
10206	DynaGo™ Advantage – Steel Rollator with 6" Wheels, Blue	1

- Ergonomic, height-adjustable handles
- Tool-free, removable, curved, and padded backrest
- Easily folds for convenient transport and storage
- Supports individuals up to 300 lb.
- Steel frame; available in Red (10205) and Blue (10206)

COMPARE TO STEEL FOLDABLE ROLLATOR WALKER WITH 6" WHEELS™ BY MEDLINE OR R800 BY DRIVE DEVISS HEALTHCARE

HCPCS E0143 and E0156



Blue

Black

Red

Pink

DynaGo™ Quad 6 Rollator

Reorder No.	Description	Qty./Bx
10201	DynaGo™ Quad 6 Rollator – Aluminum with 6" Wheels, Blue	1
10201BK	DynaGo™ Quad 6 Rollator – Aluminum with 6" Wheels, Black	1
10201RD	DynaGo™ Quad 6 Rollator – Aluminum with 6" Wheels, Red	1
10201PK	DynaGo™ Quad 6 Rollator – Aluminum with 6" Wheels, Pink	1

- Lightweight aluminum frame with 6" non-marking wheels
- Equipped with lock-wheels and deluxe braking system
- Tool-free, removable, padded, and curved backrest
- Ergonomic, height-adjustable handles
- Flip up padded seat opens to storage pouch
- Easily folds for convenient transport and storage
- DynaGo Quad 6 available in Red, Black, Blue, & Pink (10201RD, BK, BL, PK)

COMPARE TO R726RD ALUMINUM ROLLATOR™ BY DRIVE DEVISS HEALTHCARE

HCPCS E0143 and E0156



DynaGo™ Quad 8 Rollator

Reorder No.	Description	Qty./Bx
10202	DynaGo™ Quad 8 – Aluminum Rollator with 7.5" Wheels	1

- Lightweight aluminum frame with 6" non-marking wheels
- Ergonomic, height-adjustable handles
- Equipped with lock-wheels and a deluxe braking system
- Flip-up padded seat
- Weight capacity 300 lb

COMPARE TO R728 ALUMINUM ROLLATOR™ BY DRIVE DEVILBISS HEALTHCARE

HCPCS E0143 and E0156



Bariatric

DynaGo™ HD Bariatric Rollator

Reorder No.	Description	Qty./Bx
10203	DynaGo™ HD Bariatric Rollator —500 lb.	1
10209	DynaGo™ HD Bariatric Rollator —400 lb.	1

- Lightweight aluminum frame with 8" non-marking wheels
- Easily folds for convenient transport and storage
- Ergonomic, height-adjustable handles
- Weight capacity 400 lb. (10209), 500 lb. (10203)
- Tool free removable curved padded backrest

COMPARE TO WALKABOUT FOUR-WHEEL IMPERIAL ROLLATOR™ BY GRAHAM-FIELD

HCPCS E0143 and E0156



Adjustable Seat Height

DynaGo™ Flex Rollator

Reorder No.	Description	Qty./Bx
10204	DynaGo™ Flex Rollator – Adjustable Seat Height w/ Detachable Caster	1

- Lightweight and compact aluminum frame with 6" non-marking wheels
- Easily folds for convenient transport and storage
- Tool-free, removable, curved, padded backrest
- Adjustable seat height
- Removable legs and handles for easy shipping and transport
- Weight capacity 300 lb.

COMPARE TO RTL10261RD BY DRIVE DEVILBISS HEALTHCARE

HCPCS E0143 and E0156

ROLLATORS

DYNAGO



DynaGo™ Duo

Reorder No.	Description	Qty./Bx
10208	DynaGo™ Duo Rollator – Transport Rollator with 7.5" Wheels and Plastic Footrest	1

- Functions as a stand-up walker and sit-down transport chair
- Ergonomic, height-adjustable handles
- Padded seat flips up to under-seat storage pouch
- Padded backrest can be removed or used as a push handle
- Weight capacity 300 lb.

COMPARE TO RLATBG BY PROBASIC



DynaGo™ Zoom, Aluminum Rollator

Reorder No.	Description	Qty./Bx
10200	DynaGo™ Zoom – Aluminum Rollator with 3" Wheels	1

- Lightweight aluminum frame
- Ergonomic, height-adjustable handles
- Large, removable, water-resistant storage pouch
- Easily folds for convenient transport and storage
- Weight capacity 250 lb.

COMPARE TO DRIVE MEDICAL 199™ BY DRIVE DEVILBISS HEALTHCARE, OR ENVOY 380™ BY MEDLINE

HCPCS E0143



MOBILITY

CRUTCHES




Aluminum Crutches

Reorder No.	Description	Qty./Bag/Bag/Bx
10100	Aluminum Crutches – Child, 4'-4' 6"	Pair
10100-8	Aluminum Crutches – Child, 4'-4' 6"	1 Pair/8
10101	Aluminum Crutches – Youth, 4' 6"-5' 2"	1 Pair
10101-8	Aluminum Crutches – Youth, 4' 6"-5' 2"	1 Pair/8
10102	Aluminum Crutches – Adult, 5' 2"-5' 10"	1 Pair
10102-8	Aluminum Crutches – Adult, 5' 2"-5' 10"	1 Pair/8
10103	Aluminum Crutches – Tall, 5' 10"-6' 6"	1 Pair
10103-8	Aluminum Crutches – Tall, 5' 10"-6' 6"	1 Pair/8

- *Lightweight anodized aluminum frame*
- *Non-skid rubber tips provide good traction*
- *Comfortable underarm pad and hand grip*
- *Weight capacity 350 lb.*

HCPCS E0114



Universal Crutches

Reorder No.	Description	Qty./Bx
10104	Universal Crutches – 4'7"-6'7"	1 Pair

- *Lightweight, anodized aluminum frame*
- *Handgrip adjusts easily with euro style clip*
- *Non-skid rubber tip bottoms prevent slips*
- *Retail-friendly packaging and knock-down design*
- *Weight capacity 300 lb.*

HCPCS E0114 or E0116



Forearm Crutches

Reorder No.	Description	Qty./Bag/Bag/Bx
10110	Forearm Crutches – Youth, 4' 2"-5' 2"	Pair
10110-6	Forearm Crutches – Youth, 4' 2"-5' 2"	1 Pair/6
10111	Forearm Crutches – Adult, 5' 0"-6' 2"	1 Pair
10111-6	Forearm Crutches – Adult, 5' 0"-6' 2"	1 Pair/6
10112	Forearm Crutches – Tall, 5' 10"-6' 6"	1 Pair
10112-6	Forearm Crutches – Tall, 5' 10"-6' 6"	1 Pair/6

- *Lightweight, anodized aluminum frame*
- *Comfortable arm cuffs and hand grips*
- *Weight capacity 300 lb.*

HCPCS E0110 or E0111

CANES



Round Handle Canes

Reorder No.	Description	Qty./BagBags/Bx 1
10131	Round Handle Cane with Vinyl Grip	1 6
10131-6	Round Handle Cane with Vinyl Grip	1
10132	Round Handle Cane with Foam Grip	1 6
10132-6	Round Handle Cane with Foam Grip	

- Constructed from lightweight, anodized aluminum
- Non-skid rubber tip adds traction
- Limited Lifetime Warranty
- Weight capacity 250 lb.

HCPCS E0100



T-Handle Folding Canes

Reorder No.	Description	Qty./BagBags/Bx 1
10135	T-Handle Folding Cane	1 6
10135-6	T-Handle Folding Cane	

- Constructed from lightweight, anodized aluminum and an ergonomic contoured handle
- Non-skid rubber tips.
- Comes in retail-friendly packaging
- Weight capacity 250 lb.

HCPCS E0100



With Tab Silencer

Round Crook Handle Canes with Tab Lock Silencer

Reorder No.	Description	Qty./BagBags/Bx 1
10130	Round Crook Handle Cane with Tab Lock Silencer1	
10130-6	Round Crook Handle Cane with Tab Lock Silencer16	

- Constructed from lightweight, anodized aluminum
- Rounded handle reduces hand fatigue
- Non-skid rubber tip adds traction
- Weight capacity 250 lb.
- Limited Lifetime Warranty

HCPCS E0100

CANES



Offset Canes

Reorder No.	Description	Qty./BagBags/Bx 1
10133	Offset Cane	1 6
10133-6	Offset Cane	1
10134	Offset Bariatric Cane	1 6
10134-6	Offset Bariatric Cane	

- Constructed from anodized aluminum
- Offset handle includes wrist strap
- Non-skid rubber tip
- Comes in retail-friendly packaging
- Weight capacity 250 lb. (10133), 500 lb. (10134)
- Limited Lifetime Warranty

HCPCS E0100



Stand Up Cane

Reorder No.	Description	Qty./BagBags/Bx 16
10139	Stand Up Cane	

- Constructed from lightweight aluminum
- A rubber three-point base allows the cane to stand upright when not in use
- Step-up feature allows user to pick up cane without reaching or bending over
- Folds in 3 places for convenient storage
- Features a comfortable rubber hand grip and a fabric wrist strap
- Adjustable height: 31.9" – 35.9"
- Comes in retail-friendly packaging
- Weight Capacity 300 lb.

HCPCS E0105



Quad Canes with Small Base

Reorder No.	Description	Qty./Bag/Bags/Bx 1
10136	Quad Cane with Small Base	1 4
10136-4	Quad Cane with Small Base	

- Constructed from lightweight anodized aluminum
- Four-legged steel base with non-skid tips
- Contoured handle
- Comes in retail-friendly packaging
- Weight capacity 300 lb.
- Limited Lifetime Warranty

HCPCS E0105



Quad Canes with Large Base

Reorder No.	Description	Qty./Bag/Bags/Bx 1
10137	Quad Cane with Large Base	1 4
10137-4	Quad Cane with Large Base	
10138	Quad Cane with Large Base – Heavy-duty/	
Bariatric	Quad Cane with Large Base – Heavy-duty/	1 2
10138-2	Quad Cane with Large Base – Heavy-duty/	
Bariatric	Quad Cane with Large Base – Heavy-duty/	

- Constructed from lightweight anodized aluminum
- Four-legged steel base with non-skid tips
- Contoured handle
- Comes in retail-friendly packaging
- Weight capacity 300 lb. (10137), 500 lb. (10138)
- Limited Lifetime Warranty

HCPCS E0105

WALKERS



Two-Button Folding Walkers

Reorder No.	Description	Qty./Bag/Bags/Bx 1
10160	Two-Button Folding Walker – Adult	1 4
10160-4	Two-Button Folding Walker – Adult	1
10161	Two-Button Folding Walker – Junior	1 4
10161-4	Two-Button Folding Walker – Junior	1

- Sturdy 1-inch diameter aluminum frame
- Limited Lifetime Warranty
- Opens and closes with push-button mechanism
- Weight capacity 300 lb.

HCPCS E0135




Two Button Folding Walkers with 5" Wheels

Reorder No.	Description	Qty./Bag/Bags/Bx 1
10162	Two Button Folding Walker with 5" Wheels – Adult	1 4
10162-4	Two Button Folding Walker with 5" Wheels – Adult	1
10163	Two Button Folding Walker with 5" Wheels – Junior	1 4
10163-4	Two Button Folding Walker with 5" Wheels – Junior	1

- Sturdy aluminum frame
- Limited Lifetime Warranty
- Equipped with contour hand grips
- Weight capacity 300 lb.
- Opens and closes with push-button mechanism

HCPCS E0143



Travel Walker

Reorder No.	Description	Qty./Bx
10167	Travel Walker w/ 5" Wheels	1

- Stylish red and black steel frame construction
- 5" front wheels
- Tool-free folding mechanism
- Ski glide tips
- Height-adjustable legs
- Side storage bags included

HCPCS E0105



Heavy-duty Bariatric Walkers

Reorder No.	Description	Qty./Bx
10165	Heavy-duty Bariatric Walker	1
10166	Heavy-duty Bariatric Walker with 5" Wheels	1

- Sturdy 1-inch diameter aluminum frame
- Limited Lifetime Warranty
- Push-button folding mechanism
- Weight capacity 500 lb.

..... **HCPCS E0148 (10166) and HCPCS E0149 (10165)**



Side Style One Arm Walker

Reorder No.	Description	Qty./Bx
10164	Side Style One Arm Walker	1

- Sturdy 1-inch diameter aluminum frame
- Limited Lifetime Warranty
- Can be used with only one hand or arm
- Weight capacity 300 lb.

..... **HCPCS E0135**

KNEE WALKERS



Reord

Knee Walkers

Reorder No.	Description	Qty./Bx
10215	Steerable Knee Walker with Basket – Compact	1
10216	Steerable Knee Walker with Basket	1

- Attractive, easy-to-maintain black and silver vein finish
- Contoured and padded knee platform
- Left and right leg compatible
- Dual-handlebar braking system
- Equipped with convenient wire basket
- Features a quick-fold mechanism for easy transport and storage

COMPARE TO DV8 STEERABLE ALUMINUM KNEE WALKER™ BY DRIVE DEVILBISS HEALTHCARE

HCPCS E0118




Reord

HOMECARE BED



SEMI-ELECTRIC




Semi-Electric Homecare Bed – 36"

Reorder No.	Bed Rail	Mattress	HCPCS
10401	–	–	E10295
10401-HR	Half	–	E10261
10401-FR	Full	–	E10261
10401-HRFM	Half	DynaRest™ @ Home Foam Mattress	E10260
10401-FRFM	Full	DynaRest™ @ Home Foam Mattress	E10260
10401-HRMZ	Half	DynaRest™ Multi-Zone Mattress	E10260
10401-FRMZ	Full	DynaRest™ Multi-Zone Mattress	E10260
10401-HRTL	Half	DynaRest™ Tri-Layer Mattress	E10260
10401-FRTL	Full	DynaRest™ Tri-Layer Mattress	E10260

- Constructed from durable steel with a spring deck and split-frame design
- Hand pendant controls head and foot position adjustment
- Ultra-quiet, fully removable motor
- Spring deck is height adjustable from 15.7"-22.8"
- Motor is compatible with a 9-volt battery to adjust bed position in case of power outage
- Bed frame components feature a universal fit that accommodates numerous manufacturers
- Weight capacity 450 lb.
- HCPC codes available for bed and bed packages
- See pages 57-58 for additional bed rail options

COMPARE TO 107002L MEDLITE SEMI-ELECTRIC BED BY MEDLINE OR DELTA™ 15030 ULTRA- LIGHT 1000, SEMI-ELECTRIC BED BY DRIVE




2 Motor Full Electric Homecare Bed – 36"

Reorder No.	Bed Rail	Mattress	HCPCS
10400	–	–	E10295
10400-HR	Half	–	E10261
10400-FR	Full	–	E10261
10400-HRFM	Half	DynaRest™ @ Home Foam Mattress	E10260
10400-FRFM	Full	DynaRest™ @ Home Foam Mattress	E10260
10400-HRMZ	Half	DynaRest™ Multi-Zone Mattress	E10260
10400-FRMZ	Full	DynaRest™ Multi-Zone Mattress	E10260
10400-HRTL	Half	DynaRest™ Tri-Layer Mattress	E10260
10400-FRTL	Full	DynaRest™ Tri-Layer Mattress	E10260

- Constructed from durable steel with a spring deck and split-frame design
- Hand pendant controls head position, foot position, and overall height adjustment
- Ultra-quiet, fully removable motor
- Spring deck is height adjustable from 15.7"-22.8"
- Motor is compatible with a 9-volt battery to adjust bed position in a power outage
- Bed frame components feature a universal fit that accommodate numerous manufacturers
- Weight capacity 450 lb.
- HCPC codes available for bed and bed packages
- See pages 57-58 for additional bed rail options

**COMPARE TO 15033 DELTA™ ULTRALIGHT 1000 FULL-ELECTRIC BED BY DRIVE
DEVILBISS HEALTHCARE OR 107003L MEDLITE™ FULL-ELECTRIC BED BY MEDLINE**

3 MOTOR FULL ELECTRIC



HI OR LOW POSITION




OPTIONAL HALF AND FULL RAILS



OPTIONAL FOAM MATTRESS



OPTIONAL MULTI-ZONE MATTRESS




OPTIONAL TRI-LAYER MATTRESS

3 Motor Full Electric Hi/Low Homecare Bed – 36"

Reorder No.	Bed Rail	Mattress	HCPCS
10408	–	–	E10295
10408-HR	Half	–	E10261
10408-FR	Full	–	E10261
10408-HRFM	Half	DynaRest™ @ Home Foam Mattress	E10260
10408-FRFM	Full	DynaRest™ @ Home Foam Mattress	E10260
10408-HRMZ	Half	DynaRest™ Multi-Zone Mattress	E10260
10408-FRMZ	Full	DynaRest™ Multi-Zone Mattress	E10260
10408-HRTL	Half	DynaRest™ Tri-Layer Mattress	E10260
10408-FRTL	Full	DynaRest™ Tri-Layer Mattress	E10260

- Constructed from durable steel with a spring deck and split-frame design
- Casters easily adjust from standard-height range (12.8" 20.5") to low-height range (9.8"-17")
- Durable, composite plastic boards are both impactresistant and scratch-resistant
- Easy-access port for manual crank
- Weight capacity 450 lb.
- See pages 57-58 for additional bed rail options

COMPARE TO 5410LOW BY INVACARE, DELTA™ 15235 ULTRA-LIGHT 1000 FULL-ELECTRIC LOW BED BY DRIVE, OR 107003LO MEDLITE FULL-ELECTRIC LOW BED BY MEDLINE



Bariatric Full Electric Homecare Bed – 42" or 48"

Reorder No.	Bed Rail	Mattress	HCPCS
42" Bed			
10404	–	–	E1399
10404-HR	Half	–	E0301
10404-HRDP	Half	DynaRest™ Plus Foam Mattress	E0303
48" Bed			
10405	–	–	E1399
10405-HR	Half	–	E0302
10405-HRDP	Half	DynaRest™ Plus Foam Mattress	E0304

- Constructed from heavy-duty steel with a pan deck and split-frame design
- Pan deck is adjustable from 18"-26"
- Includes an emergency hand crank
- Weight capacity 600 lb. (10404), 750 lb. (10405)
- See pages 57-58 for additional bed rail options

COMBINATIONS

Creating Reorder Numbers for your Bed Combinations

STEP 1: Use the reorder number of the bed.

10401: Semi-Electric



10400: Full Electric – 2 Motor



10408: Full Electric – 3 Motor



STEP 2: Add the 2 letter code for the rail of your choice.



HR – 10462: Half Rail



FR – 10463: Adjustable Full Length Bed Rail


STEP 3: Add the 2 letter code for the foam mattress of your choice.



FM – 10434: DynaRest @ Home



MZ – 10420: DynaRest™ Multi-zone



TL – 10432: DynaRest™ Deluxe Tri-Layer

BED RAILS



Half Length Bed Rail – Clamp Mount

Reorder No.	Description	Qty./Bx
10462	Half Length Bed Rail – Homecare, Clamp Mount	1 Pair

- Helps prevent users from falling or rolling out of bed
- Compatible with 10400 and 10401
- Limited Lifetime Warranty

HCPCS: E0305



Half Length Bed Rail – Cross Bar Mount

Reorder No.	Description	Qty./Bx
10466	Half Length Bed Rail – Homecare, Cross Bar Mount	1 Pair

- Helps prevent users from falling or rolling out of bed
- Compatible with 10400 and 10401
- Limited Lifetime Warranty

HCPCS: E0305




Adjustable Full Length Bed Rail

Reorder No.	Description	Qty./Bx
10463	Adjustable Full Length Bed Rail – Homecare	1 Pair

- Constructed from durable 1-inch steel with an attractive black finish
- Spring-loaded cross bars are easy to install and remove
- Compatible with 10400 and 10401
- Limited Lifetime Warranty

HCPCS: E0310

BED RAILS



Bariatric Homecare Bed Rail

Reorder No.	Description	Qty./Bx
10468	Bariatric Bed Rail, Set of 2 – Homecare	1 Pair

- Easily adjusts up or down with release lever
- Designed with a mounting bracket to support heavier weight
- Constructed of 1" steel
- Compatible with 10404 and 10405 (page 70)
- Limited lifetime warranty

HCPCS: E0305



Transport Bar

Reorder No.	Description	Qty./Bx
10407	Transport Bar – Homecare	1 Pair

- Makes beds easy to transport and facilitates efficient storage



LONG-TERM CARE BEDS

LONG-TERM CARE BEDS

D100 SERIES



HEIGHT ADJUSTABLE: 10.5"-24.5"



EQUIPPED WITH FOUR 4" CASTERS



GRID DECK & MATTRESS RETAINERS



WALL BUMPER GUARD PROTECTION



TOOL-FREE BOARD ASSEMBLY

Reorder No.	Bed	Head/Foot Boards	Rails/Assist Bars
12001	D100	-	-
12001-CH	D100	Amber Cherry	-
12001-MH	D100	Mahogany	-
12001-OA	D100	Light Oak	-
12001-CHCR	D100	Amber Cherry	Composite Swing Rail
12001-MHCR	D100	Mahogany	Composite Swing Rail
12001-OACR	D100	Light Oak	Composite Swing Rail
12001-CHMR	D100	Amber Cherry	Metal Swing Rail
12001-MHMR	D100	Mahogany	Metal Swing Rail
12001-OAMR	D100	Light Oak	Metal Swing Rail
12001-CHPB	D100	Amber Cherry	Pivot Assist Bar
12001-MHPB	D100	Mahogany	Pivot Assist Bar
12001-OAPB	D100	Light Oak	Pivot Assist Bar
12001-CHAB	D100	Amber Cherry	Q Assist Bar
12001-MHAB	D100	Mahogany	Q Assist Bar
12001-OAAB	D100	Light Oak	Q Assist Bar

Constructed from welded steel

- Deck to floor range adjusts from 10.5"-24.5" with 5" under bed clearance

Equipped with four 4" total lock swivel casters and wall bumper guard

Weight capacity 450 lb.

Warranty: 15 years on all welds, 3 years on electrical and mechanical, and 1 year on all other parts and components

- See page 69-70 for available components and combination options



LONG-TERM CARE BEDS

D200 SERIES – LOW BED




TRUE VERTICAL LIFT FROM 7.8"-30"



EQUIPPED WITH EIGHT 3" CASTERS



TOOL-FREE, LENGTH EXTENSION



WALL BUMPER GUARD PROTECTION



TOOL-FREE BOARD ASSEMBLY

Reorder No.	Bed	Head/Foot Boards	Rails/Assist Bars
12002	D200	-	-
12002-CH	D200	Amber Cherry	-
12002-MH	D200	Mahogany	-
12002-OA	D200	Light Oak	-
12002-CHCR	D200	Amber Cherry	Composite Swing Rail
12002-MHCR	D200	Mahogany	Composite Swing Rail
12002-OACR	D200	Light Oak	Composite Swing Rail
12002-CMCR	D200	Composite	Composite Swing Rail
12002-CHMR	D200	Amber Cherry	Metal Swing Rail
12002-MHMR	D200	Mahogany	Metal Swing Rail
12002-OAMR	D200	Light Oak	Metal Swing Rail
12002-CHPB	D200	Amber Cherry	Pivot Assist Bar
12002-MHPB	D200	Mahogany	Pivot Assist Bar
12002-OAPB	D200	Light Oak	Pivot Assist Bar
12002-CHAB	D200	Amber Cherry	Q Assist Bar
12002-MHAB	D200	Mahogany	Q Assist Bar
12002-OAAB	D200	Light Oak	Q Assist Bar

Constructed from welded steel

Integrated, tool-free, length extension: 80"-84"-88"

Equipped with eight 3" total lock swivel casters

- Quick-release pin lock insert attaches head and footboards with wall bumper guard protection

Weight capacity 450 lb.

Warranty: 15 years on all welds, 3 years on electrical and mechanical, and 1 year on all other parts and components

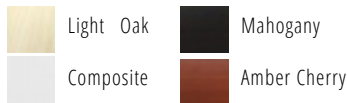

- See page 69-70 for available components and combination options

COMPARE TO PRIME CARE P503™ BY DRIVE DEVILBISS HEALTHCARE



LONG-TERM CARE BEDS

D300 SERIES – LOW BED



with 36" Boards and Rails/Bars

Reorder No.	Bed	Head/Foot Boards	Rails/Assist Bars
12003	D300	–	–
12003-CH	D300	Amber Cherry	–
12003-MH	D300	Mahogany	–
12003-OA	D300	Light Oak	–
12003-CHCR	D300	Amber Cherry	Composite Swing Rail
12003-MHCR	D300	Mahogany	Composite Swing Rail
12003-OACR	D300	Light Oak	Composite Swing Rail
12003-CMCR	D300	Composite	Composite Swing Rail
12003-CHMR	D300	Amber Cherry	Metal Swing Rail
12003-MHMR	D300	Mahogany	Metal Swing Rail
12003-OAMR	D300	Light Oak	Metal Swing Rail
12003-CHPB	D300	Amber Cherry	Pivot Assist Bar
12003-MHPB	D300	Mahogany	Pivot Assist Bar
12003-OAPB	D300	Light Oak	Pivot Assist Bar
12003-CHAB	D300	Amber Cherry	Q Assist Bar
12003-MHAB	D300	Mahogany	Q Assist Bar
12003-OAAB	D300	Light Oak	Q Assist Bar

- Constructed from welded steel
- Tool-free length extension: 80"- 84"- 88"
- Tool-free width extension: 36" – 42"
- Eight 3" total lock swivel casters and central locking system
- Wall bumper guard protection
- Weight capacity 550 lb.
- Warranty: 15 years on all welds, 3 years on electrical and mechanical, and 1 year on all other parts and components
- See page 69-70 for available components and combination options



TRUE VERTICAL LIFT FROM 7.8"-30"



CENTRAL LOCKING SYSTEM



TOOL-FREE, LENGTH EXTENSION



WALL BUMPER GUARD PROTECTION



TOOL-FREE BOARD ASSEMBLY

COMPARE TO PRIME CARE P703™ BY DRIVE DEVILBISS HEALTHCARE



LONG-TERM CARE BEDS



**GOODHOPE HOME
HEALTHCARE INC**

D300 EXTENSION & STAFF CONTROL


with 42" Expansion Kit & 42" Expandable Headboard

Reorder No.	Bed	Head/Foot Boards	Rails/Assist Bars
12003-CHCRX	D300	Amber Cherry	Composite Swing Rail
12003-MHCRX	D300	Mahogany	Composite Swing Rail
12003-OACRX	D300	Light Oak	Composite Swing Rail
12003-CHMRX	D300	Amber Cherry	Metal Swing Rail
12003-MHMRX	D300	Mahogany	Metal Swing Rail
12003-OAMRX	D300	Light Oak	Metal Swing Rail
12003-CHPBX	D300	Amber Cherry	Pivot Assist Bar
12003-MHPBX	D300	Mahogany	Pivot Assist Bar
12003-OAPBX	D300	Light Oak	Pivot Assist Bar
12003-CHABX	D300	Amber Cherry	Q Assist Bar
12003-MHABX	D300	Mahogany	Q Assist Bar
12003-OAABX	D300	Light Oak	Q Assist Bar



with Staff Control

Reorder No.	Bed	Head/Foot Boards	Rails/Assist Bars
12003-CHCRSC	D300	Amber Cherry	Composite Swing Rail
12003-MHCRSC	D300	Mahogany	Composite Swing Rail
12003-OACRSC	D300	Light Oak	Composite Swing Rail
12003-CHMRSC	D300	Amber Cherry	Metal Swing Rail
12003-MHMRSC	D300	Mahogany	Metal Swing Rail
12003-OAMRSC	D300	Light Oak	Metal Swing Rail
12003-CHPBSC	D300	Amber Cherry	Pivot Assist Bar
12003-MHPBSC	D300	Mahogany	Pivot Assist Bar
12003-OAPBSC	D300	Light Oak	Pivot Assist Bar
12003-CHABSC	D300	Amber Cherry	Q Assist Bar
12003-MHABSC	D300	Mahogany	Q Assist Bar
12003-OAABSC	D300	Light Oak	Q Assist Bar



with with 42" Expansion Kit, 42" Expandable Headboard & Staff Control

Reorder No.	Bed	Head/Foot Boards	Rails/Assist Bars
12003-CHCRXSC	D300	Amber Cherry	Composite Swing Rail
12003-MHCRXSC	D300	Mahogany	Composite Swing Rail
12003-OACRXSC	D300	Light Oak	Composite Swing Rail
12003-CHMRXSC	D300	Amber Cherry	Metal Swing Rail
12003-MHMRXSC	D300	Mahogany	Metal Swing Rail
12003-OAMRXSC	D300	Light Oak	Metal Swing Rail
12003-CHPBXSC	D300	Amber Cherry	Pivot Assist Bar
12003-MHPBXSC	D300	Mahogany	Pivot Assist Bar
12003-OAPBXSC	D300	Light Oak	Pivot Assist Bar
12003-CHABXSC	D300	Amber Cherry	Q Assist Bar
12003-MHABXSC	D300	Mahogany	Q Assist Bar
12003-OAABXSC	D300	Light Oak	Q Assist Bar




LONG-TERM CARE BEDS

D400 SERIES – ULTRA LOW BED



Amber Cherry



ULTRA LOW BED – 3.9"



TRUE VERTICAL LIFT FROM 3.9"-22"



TRANSPORT MODE



TRENDELENBURG

Reorder No.	Bed	Head/Foot Boards	Rails/Assist Bars
12004-CH	D400	Amber Cherry	–
12004-MH	D400	Mahogany	–
12004-OA	D400	Light Oak	–
12004-CHCR	D400	Amber Cherry	Composite Swing Rail
12004-MHCR	D400	Mahogany	Composite Swing Rail
12004-OACR	D400	Light Oak	Composite Swing Rail
12004-CHMR	D400	Amber Cherry	Metal Swing Rail
12004-MHMR	D400	Mahogany	Metal Swing Rail
12004-OAMR	D400	Light Oak	Metal Swing Rail
12004-CHPB	D400	Amber Cherry	Pivot Assist Bar
12004-MHPB	D400	Mahogany	Pivot Assist Bar
12004-OAPB	D400	Light Oak	Pivot Assist Bar
12004-CHAB	D400	Amber Cherry	Q Assist Bar
12004-MHAB	D400	Mahogany	Q Assist Bar
12004-OAAB	D400	Light Oak	Q Assist Bar

- Constructed from welded steel
- Equipped with four 3" total locking swivel casters with caster guides
- Weight capacity 450 lb.
- Warranty: 15 years on all welds, 3 years on electrical and mechanical, and 1 year on all other parts and components
- See page 69-70 for available components and combination options



LONG-TERM CARE BEDS

D500 SERIES – ULTRA LOW BED



Reorder No.	Bed	Head/Foot Boards	Rails/Assist Bars
12005-CH	D500	Amber Cherry	–
12005-MH	D500	Mahogany	–
12005-OA	D500	Light Oak	–
12005-CHCR	D500	Amber Cherry	Composite Swing Rail
12005-MHCR	D500	Mahogany	Composite Swing Rail
12005-OACR	D500	Light Oak	Composite Swing Rail
12005-CHMR	D500	Amber Cherry	Metal Swing Rail
12005-MHMR	D500	Mahogany	Metal Swing Rail
12005-OAMR	D500	Light Oak	Metal Swing Rail
12005-CHPB	D500	Amber Cherry	Pivot Assist Bar
12005-MHPB	D500	Mahogany	Pivot Assist Bar
12005-OAPB	D500	Light Oak	Pivot Assist Bar
12005-CHAB	D500	Amber Cherry	Q Assist Bar
12005-MHAB	D500	Mahogany	Q Assist Bar
12005-OAAB	D500	Light Oak	Q Assist Bar

- Constructed from welded steel with integrated wooden head and footboards
- Features true vertical lift with a deck to floor range of 2.5"-25.6"
- Split frame design and transport bar enable bed to be easily moved and stored
- Ultra-quiet DC motors with 5 functions including Trendelenburg, Reverse Trendelenburg, Extended Heel Lift, and Comfort Chair Position
- Equipped with four 3" total locking swivel casters
- Weight capacity 400 lb.
- Warranty: 15 years on all welds, 3 years on electrical and mechanical, and 1 year on all other parts and components
- See page 69-70 for available components and combination options



LONG-TERM CARE BEDS

DB200 SERIES – BARIATRIC

Bariatric



HEIGHT ADJUSTABLE: 10.5"-24.5"



EQUIPPED WITH EIGHT 4" CASTERS



36"-42"-48"

WIDTH EXPANSION



WALL BUMPER GUARD PROTECTION



TOOL-FREE BOARD ASSEMBLY

Reorder No.	Bed	Head/Foot Boards	Rails/Assist Bars
12012	DB200	–	–
12012-CH	DB200	Amber Cherry	–
12012-MH	DB200	Mahogany	–
12012-OA	DB200	Light Oak	–
12012-CHCR	DB200	Amber Cherry	Composite Swing Rail
12012-MHCR	DB200	Mahogany	Composite Swing Rail
12012-OACR	DB200	Light Oak	Composite Swing Rail
12012-CHMR	DB200	Amber Cherry	Metal Swing Rail
12012-MHMR	DB200	Mahogany	Metal Swing Rail
12012-OAMR	DB200	Light Oak	Metal Swing Rail
12012-CHPB	DB200	Amber Cherry	Pivot Assist Bar
12012-MHPB	DB200	Mahogany	Pivot Assist Bar
12012-OAPB	DB200	Light Oak	Pivot Assist Bar
12012-CHAB	DB200	Amber Cherry	Q Assist Bar
12012-MHAB	DB200	Mahogany	Q Assist Bar
12012-OAAB	DB200	Light Oak	Q Assist Bar


- Constructed from welded steel
- Deck to floor range of 10.5"-24.5"
- Integrated, tool-free width extension: 36"-42"-48"
- Equipped with four 4" total locking swivel casters
- Wall bumper guard protection
- Weight capacity 750 lb.
- Warranty: 15 years on all welds, 3 years on electrical and mechanical, and 1 year on all other parts and components
- See page 69-70 for available components and combination options



LONG-TERM CARE BEDS



DB300 SERIES – LOW BED



Bariatric

Reorder No.	Bed	Head/Foot Boards	Staff	Rails/Assist Bars
12013	DB300	–	Control –	–
12013-CH	DB300	Amber Cherry	–	–
12013-MH	DB300	Mahogany	–	–
12013-OA	DB300	Light Oak	–	–
12013-CHCR	DB300	Amber Cherry	–	Composite Swing Rail
12013-MHCR	DB300	Mahogany	–	Composite Swing Rail
12013-OACR	DB300	Light Oak	–	Composite Swing Rail
12013-CMCR	DB300	Composite	–	Composite Swing Rail
12013-CHCRSC	DB300	Amber Cherry	✓	Composite Swing Rail
12013-MHCRSC	DB300	Mahogany	✓	Composite Swing Rail
12013-OACRSC	DB300	Light Oak	✓	Composite Swing Rail
12013-CHMR	DB300	Amber Cherry	–	Metal Swing Rail
12013-MHMR	DB300	Mahogany	–	Metal Swing Rail
12013-OAMR	DB300	Light Oak	–	Metal Swing Rail
12013-CHMRSC	DB300	Amber Cherry	✓	Metal Swing Rail
12013-MHMRSC	DB300	Mahogany	✓	Metal Swing Rail
12013-OAMRSC	DB300	Light Oak	✓	Metal Swing Rail
12013-CHPB	DB300	Amber Cherry	–	Pivot Assist Bar
12013-MHPB	DB300	Mahogany	–	Pivot Assist Bar
12013-OAPB	DB300	Light Oak	–	Pivot Assist Bar
12013-CHPBSC	DB300	Amber Cherry	✓	Pivot Assist Bar
12013-MHPBSC	DB300	Mahogany	✓	Pivot Assist Bar
12013-OAPBSC	DB300	Light Oak	✓	Pivot Assist Bar
12013-CHAB	DB300	Amber Cherry	–	Q Assist Bar
12013-MHAB	DB300	Mahogany	–	Q Assist Bar
12013-OAAB	DB300	Light Oak	–	Q Assist Bar
12013-CHABSC	DB300	Amber Cherry	✓	Q Assist Bar
12013-MHABSC	DB300	Mahogany	✓	Q Assist Bar
12013-OAABSC	DB300	Light Oak	✓	Q Assist Bar

- Constructed from welded steel
- Integrated, tool-free width extension: 36"-42"-48"
- Integrated, tool-free length extension: 80"-88"
- Equipped with eight 4" total locking swivel casters
- Wall bumper guard protection
- Weight capacity 750 lb.
- Warranty: 15 years on all welds, 3 years on electrical and mechanical, and 1 year on all other parts and components
- See page 69-70 for available components and combination options



TRUE VERTICAL LIFT FROM 9.5"-26"



CENTRAL LOCKING SYSTEM



WIDTH EXPANSION



TRENDELENBURG



TOOL-FREE, LENGTH EXTENSION

LONG-TERM CARE BEDS

COMBINATIONS



Creating Reorder Numbers for your Bed Combinations

STEP 1: Use the reorder number of the bed.

12001: D10012002: D200



12003: D300



12004: D400



12005: D500




12012: DB200




12013: DB300




STEP 2: Add the 2 letter code for the boards of your choice.



MH – Mahogany



CH – Amber Cherry



OA – Light Oak



CM – Composite
(for D200, D300 & DB300)

STEP 3: Add the 2 letter code for the rail/bar of your choice.



MR – Metal Swing Rail



CR – Composite Swing Rail




AB – Q Assist Bar



PB – Pivot Assist Bar

STEP 4: Add "X" for Expansion Kit. (D300 only)

Expansion Kit



Expands to 42"



STEP 5: Add "SC" if you would like the footboard to have a staff control. (for D200, D300 & DB300)



LONG-TERM CARE BEDS



RAILS, ASSIST BARS & ACCESSORIES



Metal Swing Rail

Reorder No.	Description	Qty./Bx
12950	Metal Swing Rail	1 Pair

- Assistive rail provides stability to users getting in and out of bed
- Meets entrapment guidelines with proper installation
- 1 Year Warranty



Composite Swing Rail

Reorder No.	Description	Qty./Bx
12951	Composite Swing Rail	1 Pair

- Assistive rail provides stability to users getting in and out of bed
- Meets entrapment guidelines when properly installed
- 1 Year Warranty



Q Assist Bar

Reorder No.	Description	Qty./Bx
12952	Q Assist Bar	1 Pair
12960	Universal Q Assist Bar	1 Pair

- Assistive bar provides stability to users getting in and out of bed
- Durable steel construction
- Rotates 90 degrees in either direction
- Convenient locking mechanism accommodates most LTC beds
- 1 Year Warranty
- Meets entrapment guidelines when properly installed



Pivot Assist Bar

Reorder No.	Description	Qty./Bx
12953	Pivot Assist Bar	1
12961	Universal Pivot Assist Bar	1

- Assistive bar provides stability to users getting in and out of bed
- Universal locking mechanism attaches to most brands' LTC Beds (12961)
- 1 Year Warranty
- Meets entrapment guidelines when properly installed



Battery Backup

Reorder No.	Description	Qty./Bx
10486	Battery Backup	1

- Can be added to any Long Term Care Bed
- In the case of a power outage the battery backup will allow for the bed to be adjusted so the patient can be safely and easily transferred.

LONG-TERM CARE BEDS

BED BOARDS



- Mahogany
- Amber Cherry
- Light Oak



Removable,
Tool-free
design



Headboards

Reorder No.	Description	Qty./Bx
12900-MH	Headboard for D100, D200 & D300 – Mahogany (Fixed 36")	1
12900-CH	Headboard for D100, D200 & D300 – Amber Cherry (Fixed 36")	1
12900-OA	Headboard for D100, D200 & D300 – Light Oak (Fixed 36")	1
12901-MH	Headboard for D300 – Mahogany (36" expands to 42")	1
12901-CH	Headboard for D300 – Amber Cherry (36" expands to 42")	1
12901-OA	Headboard for D300 – Light Oak (36" expands to 42")	1
12902-MH	Headboard for DB200 & DB300 – Mahogany (36" expands to 48")	1
12902-CH	Headboard for DB200 & DB300 – Amber Cherry (Expands to 48")	1
12902-OA	Headboard for DB200 & DB300 – Light Oak (36" expands to 48")	1

- *Tool-free design allows for quick, easy installation*
- *installation Slides on/off and locks securely in place*

Footboards

Reorder No.	Description	Qty./Bx
12910-MH	Footboard for D100, D200 & D300 – Mahogany	1
12910-CH	Footboard for D100, D200 & D300 – Amber Cherry	1
12910-OA	Footboard for D100, D200 & D300 – Light Oak	1
12912-MH	Footboard for DB200 & DB300 – Mahogany	1
12912-CH	Footboard for DB200 & DB300 – Amber Cherry	1
12912-OA	Footboard for DB200 & DB300 – Light Oak	1

- *Tool-free design allows for quick, easy installation*
- *installation Slides on/off and locks securely in place*

Footboards with Staff Control

Reorder No.	Description	Functions	Qty./Bx
12911-MH	Footboard for D100 & D200 – Mahogany	3	1
12911-CH	Footboard for D100 & D200 – Amber Cherry	3	1
12911-OA	Footboard for D100 & D200 – Light Oak	3	1
12915-MH	Footboard for D300 – Mahogany	5	1
12915-CH	Footboard for D300 – Amber Cherry	5	1
12915-OA	Footboard for D300 – Light Oak	5	1
12913-CH	Footboard for DB300 – Amber Cherry	5	1
12913-MH	Footboard for DB300 – Mahogany	5	1
12913-OA	Footboard for DB300 – Light Oak	5	1

- *Tool-free design allows for quick, easy installation*
- *Slides on/off and locks securely in place*
- *Staff control allows for easier bed adjustment by the caretaker*

Composite Headboard and Footboard

Reorder No.	Description	Qty./Bx
12920	Composite Headboard and Footboard	1 pair
12921	Composite Boards Adapter for D200 & D300	1
12922	Composite Boards Adapter for DB300	1

- *Tool-free design allows for quick, easy installation*

MATTRESSES



MATTRESSES

PRESSURE REDISTRIBUTION




DynaRest™ Multi-Zone Foam Mattress

Reorder No.	Description	Qty./Bx
10420	DynaRest™ Multi-Zone Foam Mattress – 36" × 80"	1
10420P	DynaRest™ Multi-Zone Foam Mattress – 36" × 80" w/ Perimeter	1

- Horizontal precision-cut high-density foam with pressure redistribution zones
- Meets 16 CFR 1632 and 16 CFR 1633 standards
- Weight capacity 350 lb.
- 3-year Limited Foam Warranty, 1-year Cover Warranty

HCPCS: E0184




DynaRest™ Deluxe Tri-Layer Foam Mattress

Reorder No.	Description	Qty./Bx
10421	DynaRest™ Deluxe Tri-Layer Foam Mattress – 36" × 76"	1
10422	DynaRest™ Deluxe Tri-Layer Foam Mattress – 36" × 80"	1
10423	DynaRest™ Deluxe Tri-Layer Foam Mattress – 36" × 84"	1
10424	DynaRest™ Deluxe Tri-Layer Foam Mattress – 36" × 80" w/ Perimeter	1

- Constructed from three layers of variable density foam
- Meets 16 CFR 1632 and 16 CFR 1633 standards
- Weight capacity 350 lb.
- Available in 76" length (10421), 80" length (10422), and 84" length (10423)
- 7-year Limited Foam Warranty, 1-year Cover Warranty

HCPCS: E0184

PRESSURE REDISTRIBUTION

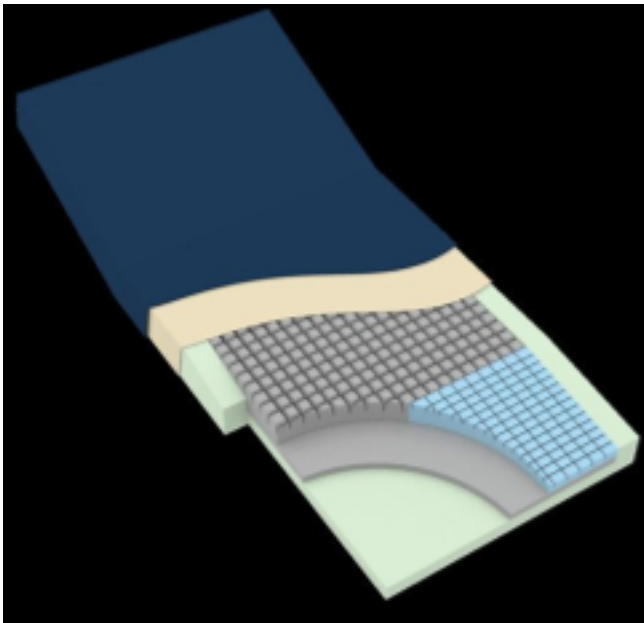


DynaRest™ Premium Visco-Gel Infused Foam Mattresses

Reorder No.	Description	Qty./Bx
10425	DynaRest™ Premium Visco-Gel Infused Foam Mattress – 36" × 76"	1
10426	DynaRest™ Premium Visco-Gel Infused Foam Mattress – 36" × 80"	1
10427	DynaRest™ Premium Visco-Gel Infused Foam Mattress – 36" × 84"	1
10428	DynaRest™ Premium Visco-Gel Infused Foam Mattress – 36" × 80" w/ Perimeter	1

- Three layers of variable density foam providing optimal support
- Firm bottom layer provides maximum support
- Includes removable, fluid-resistant, stretch cover with anti-contamination zipper
- Weight capacity 450 lb.
- Meets 16 CFR 1632 and 16 CFR 1633 standards

HCPCS: E0184



DynaRest™ Elite 4000 Foam Mattresses

Reorder No.	Description	Qty./Bx
10429	DynaRest™ Elite 4000 Foam Mattress with Visco Heel Slope – 36" × 80"	1
10430	DynaRest™ Elite 4000 Foam Mattress with Visco Heel Slope – 36" × 80" w/ Perimeter	1

- Constructed from three layers of variable density foam
- Meets 16 CFR 1632 and 16 CFR 1633 standards
- Weight Capacity: 350 lb.
- 15-year Limited Foam Warranty, 1-year Cover Warranty

MATTRESSES

PRESSURE REDISTRIBUTION AND HOMECARE



DynaRest™ Plus Bariatric Foam Mattresses

Reorder No.	Description	Qty./Bx
10431	DynaRest™ Plus Bariatric Foam Mattress – 42" × 80"	1
10432	DynaRest™ Plus Bariatric Foam Mattress – 48" × 80"	1

- Constructed from three layers of variable density foam
- Includes removable, fluid-resistant, stretch cover with anti-contamination zipper
- Meets 16 CFR 1632 and 16 CFR 1633 standards
- Increased 42" and 48" width's
- Weight capacity 600 lb.
- 7-year Limited Foam Warranty, 1-year Cover Warranty

HCPCS: E0184

DynaRest™ @ Home Foam Mattresses

Reorder No.	Description	Qty./Bx
10434	DynaRest™ @ Home Foam Mattress	1

- Constructed from 6" high-density foam
- Includes moisture resistant cover
- Mattress can be flipped for use on either side
- Measures 80" × 36" × 6"
- Flame Retardant CFR 1632 and CFR 1633
- Weight Capacity 350 lb.

HCPCS: E0184

DynaRest™ @ Home Innerspring Mattresses

Reorder No.	Description	Qty./Bx
10436	DynaRest™ @ Home Innerspring Mattress	1

- Constructed with a 1" foam layers and supportive 4" springs
- Includes moisture resistant cover
- Mattress can be flipped for use on either side
- Measures 80" × 36" × 6"
- Flame Retardant CFR 1632 and CFR 1633
- Weight Capacity 350 lb.

HCPCS: E0184

ALTERNATING PRESSURE



DynaRest™ Airfloat 100 Air Mattresses

Reorder No. Description Qty./Bx

10441 DynaRest™ Airfloat 100 Air Mattress – 36" × 80" with Pump 1

10448 DynaRest™ Airfloat 100 Air Mattress – 36" × 84" with Pump 1

DynaRest™ Airfloat 100 Air Mattress – 36" × 80" with Pump

and 3" Foam Base

- Alternating pressure mattress replacement system
- CPR valve allows for rapid deflation
- 2 modes: Alternating cycle and static
- Equipped with low pressure indicator light
- Weight capacity 400 lb.

HCPCS: E0277



DynaRest™ Airfloat 300 Air Mattress

Reorder No. Description

Qty./Bx

10442 DynaRest™ Airfloat 300 Air Mattress – 36" × 80" with Pump

1

- Alternating pressure mattress replacement system
- CPR valve allows for rapid deflation
- 2 modes: Alternating cycle and static
- Equipped with low pressure audible alarm and indicator light
- Weight capacity 400 lb.

HCPCS: E0277

MATTRESSES

ALTERNATING PRESSURE



DynaRest™ Airfloat 500 Air Mattress

Reorder No.	Description	Qty./Bx
10447	DynaRest™ Airfloat 500 Air Mattress with Pump	1

- Alternating pressure mattress replacement system
- 2 modes: Alternating cycle and static
- Low pressure indicator light and audible alarm

HCPCS: E0277



DynaRest™ Airfloat Deluxe Air Mattresses

Reorder No.	Description	Qty./Bx
10443	DynaRest™ Airfloat Deluxe Air Mattress – 36" × 80" w/ Digital Pump	1
10444	DynaRest™ Airfloat Deluxe Air Mattress – 36" × 80" w/ Perimeter and Digital Pump	1

- Alternating pressure mattress replacement system
- Digital pressure control allows for 10, 15, 20 and 25-minute cycle times to customize patient comfort and therapy adjustments
- CPR valve allows for rapid deflation
- 3 modes: Alternating, static, and seat function
- Indicator light illuminates for max firm, mute, and lock mode
- Audible alarm sounds for power failure, alternate failure, seat inflate failure
- Weight capacity 400 lb.

HCPCS: E0277

ALTERNATING PRESSURE



DynaRest™ Airfloat Plus Air Mattresses

Reorder No.	Description	Quantity
10445	DynaRest™ Airfloat Plus Air Mattress – 42" x 80" Bariatric w/ Pump	1/Cs
10446	DynaRest™ Airfloat Plus Air Mattress – 48" x 80" Bariatric w/ Pump	1/Cs

- Alternating pressure mattress replacement system
- Digital pressure control allows for 10, 15, 20 and 25-minute cycle times to customize patient comfort and therapy adjustments
- CPR valve allows for rapid deflation
- 3 modes: Alternating cycle, static, and seat function
- Indicator light illuminates for max firm, mute, and lock mode
- Audible alarm sounds for power failure and alternate failure
- Weight capacity 880 lb.

HCPCS: E0277



OVERLAYS




DynaRest™ Alternating Pressure Pump & Pad System

Reorder No.	Description	Qty./BxBx/Cs 1
10440	DynaRest™ Alternating Pressure Pump and Pad System	1 6
10440-6	DynaRest™ Alternating Pressure Pump and Pad System	

- Designed to help reduce pressure wounds and increase user comfort
- Equipped with end flaps that secure to mattress
- Includes a repair kit
- Weight capacity 250 lb.

HCPCS: E0181



DynaRest™ Gel Foam Mattress Overlay

Reorder No.	Description	Qty./Bx
10433	DynaRest™ Gel Foam Mattress Overlay – 36" x 76"	1

- Constructed from 15 gel bladders encased in convoluted foam to improve comfort and provide pressure redistribution
- 18 Month Limited Warranty

HCPCS: E0185



DynaRest™ Mattress Cover with Perimeter Built-In

Reorder No.	Description	Qty./Bx
10485	DynaRest™ Mattress Cover with Perimeter Built-In – 36" x 80" x 6"	1

- Perimeter cover to reduce the risk of falls and entrapment.
- Includes cover and foam inserts.
- Foam inserts slope inward to reduce the risk of patient roll out.
- Mid-section separation to allow for easy patient ingress and egress.
- Easy to maintain and clean.



PATIENT ROOM



GERI CHAIRS



Geriatric Chair Recliners

Reorder No.	Description	Qty./Bx
10520	Geriatric Chair 3-Position Recliner – Blueridge	1
10521	Geriatric Chair 3-Position Recliner – Rosewood	1
10527	Geriatric Chair 3-Position Recliner – Jade	1
10524	Geriatric Chair Bariatric 3-Position Recliner – Blueridge	1
10525	Geriatric Chair Bariatric 3-Position Recliner – Rosewood	1
10529	Geriatric Chair Bariatric 3-Position Recliner – Jade	1

- Neutral-colored, sturdy steel frame
- Large, blow-molded tray locks in 5 positions
- Retractable lock bar secure the chair in the desired position
- 5" casters (2 locking) increase maneuverability
- Moisture barrier on the vinyl seat prevents fluid seepage and contamination
- Weight capacity 300 lb. (10520, 10521 & 10527), 500 lb. (10524, 10525 & 10529)

HCPCS: E1031



Infinite Position Geriatric Chair Recliners

Reorder No.	Description	Qty./Bx
10522	Geriatric Chair Infinite Position – Blueridge	1
10523	Geriatric Chair Infinite Position – Rosewood	1
10528	Geriatric Chair Infinite Position – Jade	1

- Neutral-colored, sturdy steel frame
- Large, blow-molded tray locks in 5 positions
- Wide angled armrests provide additional support
- Includes a built-in headrest
- Retractable lock bar secures the chair in the desired position
- Moisture barrier on the vinyl seat prevents fluid seepage and contamination
- Weight capacity 300 lb.

HCPCS: E1031



Hip Chair with Adjustable Foot Rest

Reorder No.	Description	Qty./Bx
10526	Hip Chair with Adjustable Foot Rest	1

- *Designed for patients with arthritis or who have undergone hip or knee surgery*
- *Vinyl seat and back are washable, comfortable, and water resistant*
- *Footrest has three height adjustments for maximum user comfort*

ELECTRIC PATIENT LIFTS



Electric Patient Lifts

Reorder No.	Description	Qty./Bx
10700	Electric Patient Lift	1
10701	Bariatric Electric Patient Lift	1

- Heavy-duty steel frame
- Base legs adjust easily into open position with padded shifter handle
- Easily control boom via handle pendant
- Dual 3" front casters and lockable 5" rear caster
- Optional accessories include scale, wall charger, and slings
- Weight capacity 450 lb.

**COMPARE TO RELIANT 450 BATTERY POWERED LIFT BY INVACARE,
OR PATIENT LIFT™ BY DRIVE DEVILBISS HEALTHCARE**

PATIENT SLINGS



Full Body Slings – Mesh

Reorder No.	Description	Qty./Bx
10740MD	Full Body Sling – Mesh, Medium	1
10740LG	Full Body Sling – Mesh, Large	1
10740XL	Full Body Sling – Mesh, X-Large	1
10740XX	Full Body Sling – Mesh, XX-Large	1


- Transports patients from a bed, wheelchair, or off the floor
- Binding colors easily identify size
- Features straps with integrated color-coded hooks to help maintain patient's level
- Weight capacity 600 lb.



Full Body Slings – Solid Fabric

Reorder No.	Description	Qty./Bx
10741LG	Full Body Sling – Solid Fabric, Large	1
10741MD	Full Body Sling – Solid Fabric, Medium	1
10741XL	Full Body Sling – Solid Fabric, X-Large	1
10741XX	Full Body Sling – Solid Fabric, XX-Large	1

- Transports patients from a bed, wheelchair, or off the floor
- Binding colors easily identify size
- Features straps with integrated color-coded hooks to help maintain patient's level
- Weight capacity 600 lb.



Full Body Slings with Commode Opening – Mesh

Reorder No.	Description	Qty./Bx
10742LG	Full Body Sling with Commode Opening – Mesh, Large	1
10742MD	Full Body Sling with Commode Opening – Mesh, Medium	1
10742XL	Full Body Sling with Commode Opening – Mesh, X-Large	1
10742XX	Full Body Sling with Commode Opening – Mesh, XX-Large	1

- Transports patients for toileting purposes
- Binding colors easily identify size
- Features straps with integrated color-coded hooks to help maintain patient level
- Weight capacity 600 lb.

PATIENT SLINGS & LIFT SCALE



Divided Leg Slings

Reorder No.	Description	Qty./Bx
10743SM	Divided Leg Sling – Small	1
10743MD	Divided Leg Sling – Medium	1
10743LG	Divided Leg Sling – Large	1
10743XL	Divided Leg Sling – X-Large	1
10743XX	Divided Leg Sling – XX-Large	1

- Transports patients from the bed to a wheelchair
- Provides head, neck, and thigh support
- Binding colors easily identify size
- Features straps with integrated color-coded hooks to help maintain patient level
- Weight capacity 450 lb. (10743SM-10743XL), 600 lb. (10743XX)



Reorder Number 10744



Reorder Number 10745

U-Slings

Reorder No.	Description	Qty./Bx
10744SM	U-Sling without Head Support – Small	1
10744MD	U-Sling without Head Support – Medium	1
10744LG	U-Sling without Head Support – Large	1
10744XL	U-Sling without Head Support – X-Large	1
10745SM	U-Sling with Head Support – Small	1
10745MD	U-Sling with Head Support – Medium	1
10745LG	U-Sling with Head Support – Large	1
10745XL	U-Sling with Head Support – X-Large	1

- Made from supportive polyester
- Weight capacity 600 lb.



Lift Scale

Reorder No.	Description	Qty./Bx
10705	Lift Scale	1

- Universal connector fits most patient lifts
- Weighs patients up to 660 lb.
- Battery operated

SIT-TO-STAND PATIENT LIFT



Sit-to-Stand Electric Patient Lift

Reorder No.	Description	Qty./Bx
10702	Sit-To-Stand Electric Patient Lift	1

- Soft, height-adjustable knee pad for lower leg support
- Ergonomically designed for increased maneuverability
- Accommodates multifunction slings to allow for easy toileting and stand assistance

**COMPARE TO ELECTRIC STAND ASSIST LIFT™ BY MEDLINE
OR STAND-ASSIST LIFT™ BY DRIVE DEVILBISS HEALTHCARE**

SIT-TO-STAND, STAND UP & TRANSFER PATIENT



Sit-to-Stand Slings

Reorder No.	Description	Qty./Bx
10746LG	Sit-to-Stand Sling – Solid, Large	1
10746XL	Sit-to-Stand Sling – Solid, X-Large	1

- Supports and balances patients moving from sitting to standing
- Plush, padded belt and foam pad lumbar support
- Features straps with integrated color-coded hooks to help maintain patient balance
- Weight capacity 400 lb.



Stand Up Slings

Reorder No.	Description	Qty./Bx
10747LG	Stand Up Sling – Solid, Large	1
10747XL	Stand Up Sling – Solid, X-Large	1

- Supports and balances patients moving from sitting to standing
- Weight capacity 440 lb.



Transfer Slings

Reorder No.	Description	Qty./Bx
10748LG	Transfer Sling – Solid, Large	1
10748XL	Transfer Sling – Solid, X-Large	1

- Made from supportive, polyester fabric
- Weight capacity 350 lb.



Hydraulic Patient Lift

Reorder No.	Description	Qty./Bx
10704	Hydraulic Patient Lift	1

- High performance hydraulics gradually raise and lower patients
- Compatible with most standard slings
- Weight capacity 450 lb.
- 5 yr. workmanship warranty, 1 yr. mechanical warranty

COMPARE TO PAINTED HYDRAULIC LIFT™ BY INVACARE, OR HYDRAULIC DELUXE SILVER VEIN PATIENT LIFT™ DRIVE DEVILBISS HEALTHCARE

STANDARD PATIENT SLINGS



Standard Seat/Back Slings

Reorder No.	Description	Qty./Bx
10750MS	Standard Seat/Back Sling – Mesh	1
10750CN	Standard Seat/Back Sling – Canvas	1

- Transports patients from a bed or wheelchair
- Weight Capacity 330 lb.



Standard Seat/Back Slings with Commode Opening

Reorder No.	Description	Qty./Bx
10751MS	Standard Seat/Back Sling with Commode Opening – Mesh	1
10751CN	Standard Seat/Back Sling with Commode Opening – Canvas	1

- Transports patients for toileting purposes
- Weight Capacity 330 lb.



Standard Seat/Back Slings – Canvas, Bariatric

Reorder No.	Description	Qty./Bx
10752	Standard Seat/Back Sling – Canvas, Bariatric	1

- Transports patients from a bed, wheelchair, or off the floor
- Weight Capacity 600 lb.

PATIENT SLING ACCESSORIES



Replacement Chains for Patient Slings

Reorder No.	Description	Qty./Bx
10753	Replacement Chain for Patient Slings	1

- *Designed to be used with standard slings*
- *Easy replacement option*



Replacement Straps for Patient Slings

Reorder No.	Description	Qty./Bx
10754	Replacement Strap for Patient Slings	1

- *Designed to be used with standard slings*
- *Easy replacement option*
- *Reduces pinch points*

TRAPEZE BARS



Homecare Trapeze Bars

Reorder No.	Description	Qty./Bx
10710	Homecare Trapeze Bar with Stand	1
10710-BC	Homecare Trapeze Bar ONLY	1
10710-ST	Homecare Trapeze Stand ONLY	1


- Designed to help individuals shift positions while in bed
- Chain and Bar can be adjusted
- Freestanding
- Weight capacity of 150 lb. Can assist an individual \leq 250 lb.



Long-Term Care Trapeze Bars

Reorder No.	Description	Qty./Bx
10711	Long-Term Care Trapeze Bar with Stand	1
10711-BR	Long-Term Care Trapeze Bar ONLY	1
10711-ST	Long-Term Care Trapeze Stand ONLY	1

- Designed to help individuals shift positions while in bed
- Chain and Bar can be adjusted
- Wide base (37") fits outside the wheelbase of many low beds and long-term care beds
- Weight capacity of bar 250 lb. Can assist an individual \leq 350 lb.



Bariatric

Bariatric Trapeze Bar with Stand

Reorder No.	Description	Qty./Bx
10712	Bariatric Trapeze Bar with Stand	1

- Designed to help individuals shift positions while in bed
- Adjustable Chain
- Freestanding
- Has wheels for easier transport
- Weight capacity of bar 700 lb. Can assist an individual \leq 1000 lb.

OVERBED TABLES



Economy Overbed Tables

Reorder No.	Description	Qty./Bx
10450	Economy Overbed Table – Non-Tilt, Walnut Top	1
10456	Low Economy Overbed Table – Non-Tilt, Walnut Top	1

- Heavy duty, steel-welded H-base frame
- Four 2.5" swivel casters for maximum maneuverability
- Two locking casters provide added stability
- Spring-loaded locking lift mechanism adjusts table height: 29"-45" (10450)
- Spring-loaded locking lift mechanism adjusts table height: 21"-29" (10456)
- Distributed tabletop weight capacity 50 lb.

HCPCS: E0274

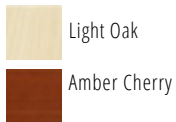


Offset Overbed Tables

Reorder No.	Description	Qty./Bx
10451	Offset Overbed Table – Non-Tilt, Cherry Top	1
10452	Offset Overbed Table – Non-Tilt, Light Oak Top	1

- Heavy duty, steel-welded offset frame
- Four 2.5" swivel casters for maximum maneuverability
- Two locking casters provide added stability
- Spring-loaded locking lift mechanism adjusts table height: 28"-40"
- Distributed tabletop weight capacity 50 lb.

HCPCS: E0274




Deluxe Overbed Tables

Reorder No.	Description	Qty./Bx
10453	Deluxe Overbed Table – Non-Tilt, Amber Cherry Top	1
10454	Deluxe Overbed Table – Non-Tilt, Mahogany Top	1
10455	Deluxe Overbed Table – Non-Tilt, Light Oak Top	1

- Heavy duty, steel-welded U-Base frame with epoxy powder-coating
- Four 2.5" swivel casters for maximum maneuverability
- Two locking casters provide added stability
- Spring-loaded locking lift mechanism adjusts table height: 27.7"-39.7"
- Distributed tabletop weight capacity 50 lb.

HCPCS: E0274



Plastic-Top Overbed Tables

Reorder No.	Description	Qty./Bx
10457GR	Plastic-Top Overbed Table – Grey Top1	1
10457CH	Plastic-Top Overbed Table – Cherry (Red) Top1	1
10457MH	Plastic-Top Overbed Table – Mahogany (Dark Brown) Top1	1

- Heavy-duty, steel-welded H-style frame
- Impermeable plastic tabletop is easy to disinfect
- Four 2.5" swivel casters for maximum maneuverability
- Two locking casters provide added stability
- Spring-loaded locking lift mechanism adjusts table height: 28.5"-41.9"
- Distributed tabletop weight capacity 50 lb.

HCPCS: E0274



IV POLES



Reorder Number 10554



Reorder Number 10555

IV Pole

Reorder No.	Description	Qty./Bx
10554-2HOOK	Economy IV Pole with 4 legs and 2 Hooks	1
10554-4HOOK	Economy IV Pole with 4 legs and 4 Hooks	1

- Powder-coated steel construction
- Easy to assemble and store
- Tool-free, adjustable height, chrome extension pole with locking collar: 46"-81.5"

HCPCS: E0776

Deluxe IV Pole

Reorder No.	Description	Qty./Bx
10555-2HB	Deluxe IV Pole with 5 Legs with 2 Hooks	1 (2 boxes)
10555-4HB	Deluxe IV Pole with 5 Legs with 4 Hooks	1 (2 boxes)

- Chrome-plated steel pole
- Easy to assemble and store
- Sturdy 5-leg base

HCPCS: E0776

FALL PREVENTION



Protech® String Fall Monitor

Reorder No.	Description	Qty./Bx
P-800100-10	Protech® String Monitor	10

- Features a unique alarm tone
- Low Battery Indicator flashes when battery needs to be replaced
- Includes nylon strap with clasp
- Stainless-steel Mounting Clip also available



Protech® Flex Monitor

Reorder No.	Description	Qty./Bx
P-800300-10	Protech® Flex Monitor	10

- Features a unique alarm tone with a high-volume option
- Includes Low Battery Indicator, Alarm Indicator, Auto-Reset Functionality Monitor
- Floor mat and sensor pad switch is compatible with Universal Chair Sensors, Bed Sensors, Seat Belt Systems, and Floor Mat Sensor Pads
- One Year Warranty



Protech® Mobile Monitor

Reorder No.	Description	Qty./Bx
P-800200-10	Protech® Mobile Monitor	10

- Includes Low Battery Indicator and Auto-Reset Functionality Monitor
- Dual-Function Closure
- Stainless-steel Mounting Clip also available
- One Year Warranty

FALL PREVENTION



Protech® Voice Monitor

Reorder No.	Description	Qty./Bx
P-800400-10	Protech® Voice Monitor	10

- Recordable Voice Option
- Features a unique alarm tone with a high-volume option
- Nurse call compatible (also includes remote alarm option)
- Includes Low Battery Indicator, Alarm Indicator, Auto-Reset Functionality Monitor
- Optional Timed/Standby Mode allows caregiver to adjust/remove the patient from the sensor pad without triggering the alarm or nurse call system
- Dual-Function Closure
- Also Available: Stainless-Steel Mounting Clip and Protech® Boot
- One Year Warranty

Protech® Ultra Monitor

Reorder No.	Description	Qty./Bx
P-800900-10	Protech® Ultra Monitor	10

- 3-Way Functionality: String monitor, Bed/Chair monitor, and Floor Mat monitor
- Features a unique alarm tone with a high-volume option
- Nurse call compatible (also includes remote alarm option)
- Includes Low Battery Indicator, Alarm Indicator, Auto-Reset Functionality Monitor
- Dual-Function Closure
- Also Available: Stainless-Steel Mounting Clip

Universal Bed Sensor Pads

Reorder No.	Description	Qty./Bx
P-106375-25	Universal 1-Year Bed Sensor Pad – 10" × 28", Moisture Resistant	25
P-105497-25	Universal 45-Day Bed Sensor Pad – 10" × 28", Moisture Resistant	25
P-106380-25	Universal 1-Year Chair Sensor Pad – 10" × 15", Moisture Resistant	25
P-105500-25	Universal 45-Day Chair Sensor Pad – 10" × 15", Moisture Resistant	25

- Our universal bed sensor pads work with many brands of fall monitors that utilize a 4P4C telephone connector.
- Alarm is triggered when pressure is removed from the pad
- PVC material is antimicrobial and fire retardant
- Spill and incontinence resistant
- Reliable & durable
- 1-year warranty

Protech® Floor Mat Sensor Pad

Reorder No.	Description	Qty./Bx
P-109950	Protech® Floor Mat Sensor Pad – Grey, 24" × 48"	1

- Tri-fold design
- Constructed from heavy-duty vinyl
- Low profile to help prevent tripping

SENSOR SEATBELTS

Velcro® Seatbelt – Easy On & Off

Reorder No.	Description	Qty./Bx
P-107416	Velcro® Seatbelt – Easy On & Off	1



- Adjustable and tool-free, portable, resident monitoring solution
- Attaches to any standard wheelchair
- Alarms as soon as the resident attempts to exit their chair
- Large red release is easy to use, even for individuals with limited finger dexterity
- Tool-free installation, mounting to anti-tipper bars
- Adjustable, 71" inches in length
- Fits wheelchairs 16"-28" in width
- Compatible with our Protech® Mobile, Flex, Voice and Ultra Monitors
- 1-year warranty

Universal Buckle Style Seatbelt

Reorder No.	Description	Qty./Bx
106150	Universal Buckle Style Seatbelt	1



- Alarms as soon as the resident attempts to exit their chair
- Large red release button is easy to use
- Mounts to most wheelchairs, using existing hardware
- Excellent alternative to sensor mat systems
- Works with Protech® Voice, Flex, Mobile and Ultra monitors
- 1-year warranty

Universal Velcro Style Seatbelt

Reorder No.	Description	Qty./Bx
106162	Universal Velcro Style Seatbelt	1



- Alarms as soon as the resident attempts to exit their chair
- Large red release is easy to use, even for individuals with limited finger dexterity
- Mounts to most wheelchairs, using existing hardware
- Excellent alternative to sensor mat systems
- Adjustable, 40" in length
- Works with Protech® Voice, Flex, Mobile and Ultra monitors
- 1-year warranty


ACCESSORIES



Bedside Bi-Fold Foam Floor Mat

Reorder No.	Description	Qty./BxBx/Cs
13020	Bedside Bi-Fold Foam Floor Mat – 24" × 66" × 2" 13020-	1 4
4	Bedside Bi-Fold Foam Floor Mat – 24" × 66" × 2"	1
13021	Bedside Bi-Fold Foam Floor Mat – 36" × 66" × 2" 13021-	1 4
4	Bedside Bi-Fold Foam Floor Mat – 36" × 66" × 2"	

- Designed to help prevent patient injury in the case of falls
- Constructed from high-impact foam
- Bi-fold design for compact storage
- Durable, removable vinyl cover is easy-to-clean, anti-microbial, mildew-resistant, and fluid-proof
- Multiple sizes available: 24-inch (13020) and 36-inch (13021)
- Cal 117-2013




Positioning Wedge

Reorder No.	Description	Qty./BxBx/Cs
13001	Positioning Wedge – 8"H × 8"W × 24"L, 45° 13001-	1 2
6	Positioning Wedge – 8"H × 8"W × 24"L, 45°	1
13002	Positioning Wedge – 8"H × 8"W × 30"L, 45° 13002-	1 2
6	Positioning Wedge – 8"H × 8"W × 30"L, 45°	1
13003	Positioning Wedge – 8"H × 8"W × 35"L, 45° 13003-	1 2
6	Positioning Wedge – 8"H × 8"W × 35"L, 45°	

- Designed to help relieve pressure from the hip-bone and coccyx
- Easy-clean, low-shear, breathable, fluid-resistant stretch cover
- Available in several sizes
- Cal 117-2013

FLOOR MATS



Ally Item #	Arrowhead Item #
7070	P-107350-24-01
7071	P-107350-24-05
7072	P-107350-24-06
7073	P-107350-24-07

FLATMat® Bedside Fall Mat Alarm Free

Reorder No.	Description	Qty./BxBx/Cs 1
7070	FLATMat® – Warm Grey, 24"W × 70"L × 3/4"H	1 4
7070-4	FLATMat® – Warm Grey, 24"W × 70"L × 3/4"H	1
7071	FLATMat® – Cool Grey, Woven Pattern, 24"W × 70"L × 3/4"H	1 4
7071-4	FLATMat® – Cool Grey, Woven Pattern, 24"W × 70"L × 3/4"H	1
7072	FLATMat® – Burgundy, Woven Pattern, 24"W × 70"L × 3/4"H	1 4
7072-4 7073	FLATMat® – Burgundy, Woven Pattern, 24"W × 70"L × 3/4"H	1
7073-4	FLATMat® – Blue, Woven Pattern, 24"W × 70"L × 3/4"H	1 4
	FLATMat® – Blue, Woven Pattern, 24"W × 70"L × 3/4"H	

- Heavy duty, non-slip top resists mold, mildew, stains, and odors
- Absorbs bedside falls and helps prevent injuries
- Beveled edges allow wheelchairs to easily roll over
- Non-slip back prevents mat from sliding under the bed



Foldable Mat

Reorder No.	Description	Qty./Bx
7079	Bedside Floor Mats – Grey, 24"W × 70"L × 1"H	3

- Provides complete bedside coverage
- Conveniently folds for easy storage when not needed
- Absorbs bedside falls and helps prevent injuries
- Beveled edges allow wheelchairs to easily roll over
- Non-slip back prevents mat from sliding under the bed



Non-Slip Back

All of our mats have **BEVELED EDGES** to allow wheelchair and rollators to easily roll on or off



PULSE OXIMETERS



Pulse Oximeters

Reorder No.	Description	Qty./Bx
7088	Finger Pulse Oximeter	10
7089	Handheld Pulse Oximeter	1
7090	Pediatric Finger Pulse Oximeter	10

Finger Pulse Oximeter & Pediatric Finger Pulse Oximeter

- Convenient noninvasive measurement method to detect hypoxia
- 7088 – Suitable for finger thickness .37 inches-.86 inches (9.5-21.9 mm)
- 7090 – Suitable for finger thickness 0.2 inches-.75 inches (5-19 mm)
- Powered by 2 AAA batteries (not included)

Handheld Pulse Oximeter

- Rubber grip design offers special protection
- Continuous operation for up to 30 hours
- Up to 99 patients ID and 72-hour record storage
- Visual and audio alarm, low battery alarm
- Data transfer to PC for storage or printing
- Convenient 2 AA batteries (not included)
- Comes with one year limited warranty



LIFE IMPROVEMENT

HOME BED ASSIST HANDLES



Home Bed Assist Handle

Reorder No.	Description	Qty./Bx
10460	Home Bed Assist Handle	1

- Provides additional support to individuals with difficulty getting into or out of bed
- Can be used with most twin, double, queen, or king-sized home mattresses with box spring
- Extra-long strap securely wraps around the mattress or box spring
- Weight capacity of handle 250 lb.
- 1 Year Warranty

HCPCS: E0315



Home Bed Adjustable Assist Rail

Reorder No.	Description	Qty./Bx
10461	Home Bed Adjustable Assist Rail	1

- Horizontal stabilizer bar provides additional support to individuals with difficulty getting into or out of bed
- Can be used with most twin, double, queen, or king-sized home mattresses with box spring
- Extra-long strap securely wraps around the mattress or box spring
- Weight capacity of handle 250 lb.
- 1 Year Warranty

HCPCS: E0315

FOOT STOOLS



Foot Stool

Reorder No.	Description	Qty./Bx
10550	Foot Stool	1

- Constructed from heavy-duty steel with a silver vein powder coat finish
- Weight capacity 300 lb.
- Limited Lifetime Warranty



Bariatric

Bariatric Foot Stool

Reorder No.	Description	Qty./Bx
10551	Bariatric Foot Stool	1

- Constructed from heavy-duty steel with a silver vein powder coat finish and a cross brace for added strength
- Tubular legs with reinforced, non-skid rubber feet
- Weight capacity 500 lb.
- Limited Lifetime Warranty



Foot Stool with Handle

Reorder No.	Description	Qty./Bx
10552	Foot Stool with Handle	1

- Constructed from heavy-duty steel with a silver vein powder coat finish
- Tubular legs with reinforced, non-skid rubber feet
- Weight capacity 300 lb.
- Limited Lifetime Warranty



Bariatric

Bariatric Foot Stool with Handle

Reorder No.	Description	Qty./Bx
10553	Bariatric Foot Stool with Handle	1

- Constructed from heavy-duty steel with a silver vein powder coat finish and a cross brace for added strength
- Tubular legs with reinforced, non-skid rubber feet
- Weight capacity 500 lb.
- Limited Lifetime Warranty

PEDAL EXERCISERS



Pedal Exerciser, Non-Folding

Reorder No.	Description	Qty./Bx
10500	Pedal Exerciser, Non-Folding	1

- Ideal for exercising arm and leg muscles
- Fully assembled
- Tool-free adjustable resistance
- Limited Lifetime Warranty



Pedal Exerciser, Folding

Reorder No.	Description	Qty./Bx
10501	Pedal Exerciser, Folding	1

- Ideal for exercising arm and leg muscles
- Fully assembled
- Anti-slip rubber pads prevent the exerciser from sliding
- 1 Year Warranty
- Tool-free adjustable resistance



Pedal Exerciser, Digital

Reorder No.	Description	Qty./Bx
10502	Pedal Exerciser, Digital	1

- Ideal for exercising arm and leg muscles
- Tool-free adjustable resistance
- Foldable design allows for compact storage
- Fully assembled
- Constructed from durable silver steel and equipped with anti-slip rubber pads
- Button cell battery included
- 1 Year Warranty

